



1

7.30

2

3

2024

61.09

85%

LED

Mic LED

2024 11

Mic LED

1

Mic LED

6.55

2024

2024

6.68

LED

Mic LED

MIP COB

LED

XR

LED

2024

2025

LED

Mic LED

LED

Mic LED

MIP COB

Mic LED

Mic LED

Mic LED

OLED LCD

Mic LED

Mic LED

PCB

2025 COB

COB

2025

80,000 /

1:0.7

SMD

LED









		PLNR 100%				
NP		NATURAL POINT,INC. 100%				
Sa hl		SAPHLUX, INC. 12.1320% 12.37%				
		2012 3 2,500				
A						
LED		2.5 LED				
		LED RGB				
P2.5 P1.9 P1.6 P1.2 P1.0 P0.9 P0.7		2.5 1.9 1.6 1.2 1.0 0.9 0.7 LED				
P0.9 P0.7 P0.6 P0.4 Mic		0.9 0.7 0.6 0.4 Mic				
LED		Ligh E i i g Di de				
LED		LED				
		LED				
Mi i LED		Mi i LED 100-300 LED LED Mi i LED LED LCD Mi i LED				
Mic LED		Mic LED <100 LED LED Mic LED				
LCD		Li id C al Di la				

			300296
			Le a d O elec ic C ., L d.
			Le a d
			9
			100091
			9
			100091
			h :// .le a d.c
			le a d2010@le a d.c

		9 9
	010-62864532	010-62864532
	010-62877624	010-62877624
	le a d2010@le a d.c	le a d2010@le a d.c

		. e.c
		.c i f .c .c

		16 7 10

☑

☑

☑

	2024	2023			2022	
	7,149,676,055.03	7,614,999,952.95	7,614,999,952.95	-6.11%	8,153,632,665.40	8,153,632,665.40
	-889,307,916.12	285,710,819.57	285,710,819.57	-411.26%	281,203,530.95	281,203,530.95
	-935,758,754.03	189,625,586.25	189,625,586.25	-593.48%	182,352,036.74	182,352,036.74
	667,663,213.17	894,046,888.14	894,046,888.14	-25.32%	564,076,307.54	564,076,307.54
/	-0.35	0.11	0.11	-418.18%	0.11	0.11
/	-0.32	0.12	0.12	-366.67%	0.12	0.12
	-11.27%	3.51%	3.51%	-14.78%	3.56%	3.56%
	2024	2023			2022	
	13,712,893,523.87	15,036,909,318.21	15,036,909,318.21	-8.81%	14,893,932,591.99	14,893,932,591.99
	7,901,743,921.69	8,263,093,891.76	8,263,093,891.76	-4.37%	8,044,810,827.58	8,044,810,827.58

2024 12 6

18

2024 24

18

18

13

2024 1 1

	2024	2023	
	7,149,676,055.03	7,614,999,952.95	/
	24,875,092.04	18,505,696.54	/
	7,124,800,962.99	7,596,494,256.41	/

	1,800,393,025.48	1,830,944,959.79	1,833,365,574.83	1,684,972,494.93
	101,223,559.49	26,942,162.15	53,212,635.39	-1,070,686,273.15
	82,782,750.00	18,050,167.46	39,032,813.88	-1,075,624,485.37
	160,363,107.84	46,139,177.08	72,560,167.04	388,600,761.21

	2024	2023	2022	
	-996,713.96	990,064.35	265,393.83	
	46,999,946.56	67,015,607.43	114,765,314.60	
	1,900,758.52	49,311,195.85	8,184,748.39	
	14,176,196.99			
	-3,952,683.25	-6,065.54	-1,467,181.57	
	-2,849,450.33	2,063,154.46	65,645.61	
	871,795.59	850,791.53	606,430.23	
	8,422,477.52	17,783,133.99	23,516,177.31	
	1,276,534.69	6,356,380.77	52,679.57	
	46,450,837.91	96,085,233.32	98,851,494.21	--

1

1

4

LED

2024 LED

" " " "

DISCIEN

2024

LED

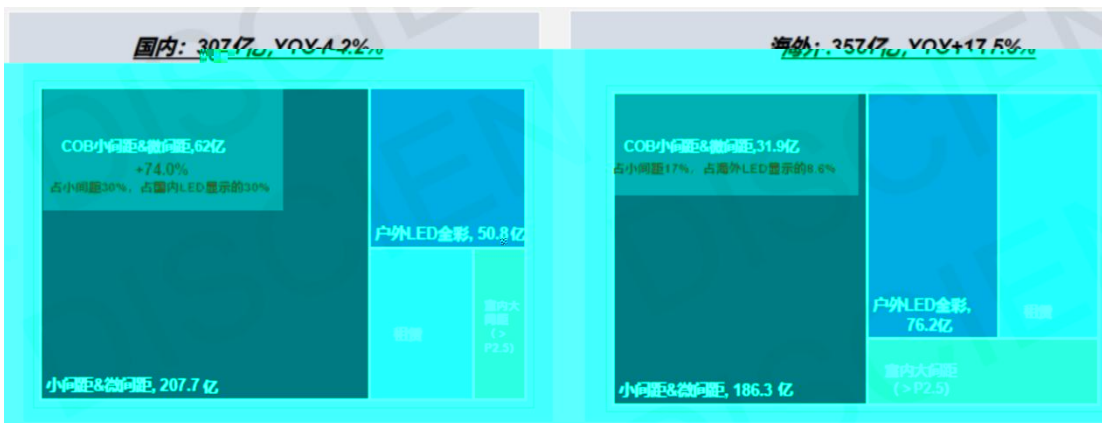
663

6.4%

COB

LED

LED



DISCIEN

LED

LED

2024

•

•

LED

- MIP/COB

SMD

- 

RUNTO 2024 1-11 LED 94.5  
3.5%

- 2024 LED

Mi i/Mic LED

- LED

LED

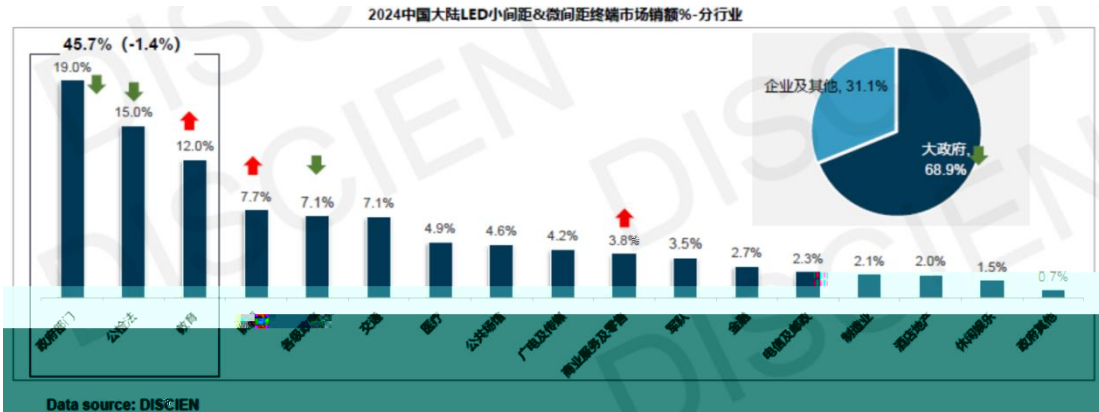
- 2024 LED  
LED

- 

LED

70%

LED

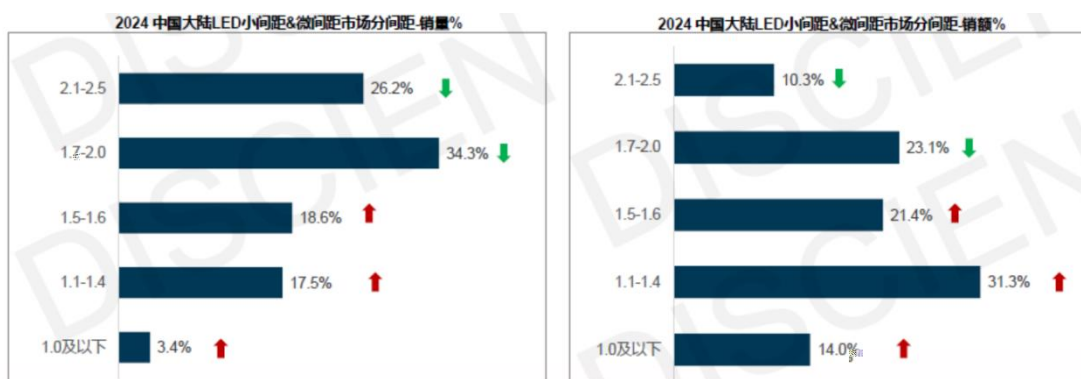


LED

P1.2

P0.9 1.0

MIP COB



DISCIEN

LED

SMD

COB

MIP

2024

SMD

COB


MIP

COB

MIP

MIP

LED



LED

COB

SMD

COB

Mic LED

LED

Mic LED

COB

MIP

Mic LED

2020

Mic LED

0406 89 \*150

2024 11

50

Mic LED

LED

LED

LED

LED

0.9

Mic LED

3,413,333 0.4

Mic LED

13,653,333

0.3

Mic LED

19,660,800

Mic LED 2020

0.4-0.9

2023

0.4-1.8

MIP

Ni 1

COB

1.25

2024

50

Mic

0.3

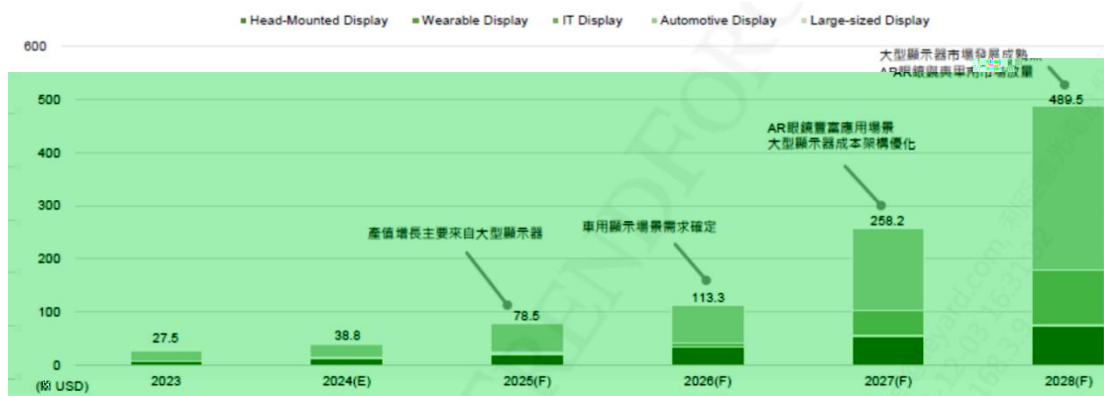
8K

8K

2024

Mic

D



T e d f ce

LED

\*

LED

LED

2024

LED

LED

LED

	<ul style="list-style-type: none"> <li>➤ 3D Mic -LED</li> </ul>
	<ul style="list-style-type: none"> <li>➤</li> <li>➤</li> <li>➤</li> <li>➤ LED</li> </ul>
	<ul style="list-style-type: none"> <li>➤</li> </ul>
	<ul style="list-style-type: none"> <li>➤ (VR)</li> <li>➤</li> <li>➤</li> </ul>
	<ul style="list-style-type: none"> <li>➤ 2027 10</li> <li>( )</li> </ul>
	<ul style="list-style-type: none"> <li>➤</li> </ul>
	<ul style="list-style-type: none"> <li>➤</li> <li>➤</li> </ul>

	➤
> < 2024-2025	➤
	➤



	2004	LED	LED
300232			
300389	2001 LED	LED	LED
Dak ic ,I c. DAKT	1968		2.5 LED
Sa g Elec ic SSNLF			Mic LED
002415	2001		LED
	2004	LED	

D

LED 0.3

1.0 LED 2012 2020 2.5 LED 1.0-2.5 LED

3D

XR

2022 6 30

Mic LED

2024 11

Mic LED

2025 4

Hi-Mic

30

Mic

AM

2024

COB

COB

COB

COG Mic LED

Mic

Ni 1 Mic LED


SMT Mic






LED

Mic LED

0.4-1.8

Mic LED



<p>MOK</p>		<p>MOK      LED</p>
<p>CV-18L</p>		<p>CV-18L                      LED</p>
<p>CLI</p>		<p>CLI</p>
<p>CLM</p>		<p>CLM  IP65</p>
<p>LN</p>		

1

11



4



2

LED

LED



3

LED


8G

18G



4

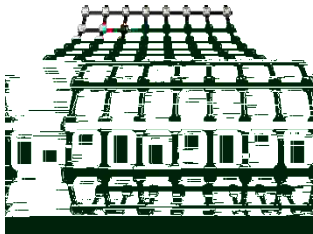
2025




LED

61 92%


3D



LED




LED




LED

LED



Mall



LED

LED

LED

/

LED



TT

2017

LED

2022-2023

2024

	9.36	20.27	34.76	29.37	31.28	29.17
	93.68%	50.54%	56.28%	42.19%	48.11%	47.75%
	0.63	19.04	26.21	39.10	33.16	31.57
	6.32%	47.48%	42.44%	56.16%	51.02%	51.68%

2024

### 下游市场去中间化的趋势



Re ea ch

" + + + "

2025

2015 11

LED

2022

2024

Pla a

Le a d

Mic LED

LED

2024

		16%		13%		20%		23%
		12%		11%		12%		13%
		8%		11%		11%		11%
		8%		8%		9%		11%
		7%		7%		6%		11%

2024

"

" LeadVie

1

LED

93%

2

25

38%

3

CMS

DAS

CMS

DAS

7 24

AI



2024

LeadVie

200

AI

7 24

AI

O iT ack

L dia

L dCa

+

O iT ack

AI

O iT ack

2024 O iT ack

P i e 41 Wide Sli 41


NP M i e 3.2 2024

M i e O iT ack

/




2024



2025 3

AI

VR



L dia

AIGC

L dia

2024 L dia 2.0

L dia

L dia 2.0

VR/AR

AI

LED

" + + + "

LED

AI

100%



LED

Platform      Outlook

1998			LED		
2010		LED			LED
2020		Mic	LED		LED
2024		Mic	LED	<30	Hi-Mic
				LED	LED
			AI		
2024	243				

		212	858	462	114	4	9	1659	385
	Mic	31	42	0	27	0	0	100	0
	LED								
AI		37							

LED

XR

LED

LED

-6.03%	65.00	85.36 %	29.31%	-6.62%	69.62	85.38%	28.63%

2024 NP IT 2024

2 NP 2024

3 P i e120 2024

NP NP

2024 12 31 NP 16.215.24

7.689.83 8,525.41

	6.32	1.3	
NATURALPOINT, INC	6.97	5.80	1.17
	0.02	0.02	0
	0.26	0.26	0
	0.37	0.24	0.13
	7.62	6.32	1.30

2024

1.5

	7,149,676,055	7,614,999,953	8,153,632,665	8,852,427,392
	-889,307,916	285,710,820	281.2.	

---

	35,211,713	35,632,431	35,766,748	33,979,518
	3,556,600	6,074,900	19,955,923	10,768,200

NP

2024

45.64%

10%

**a**

Pla a

2024

Pla a

Le a d

2024

2021

2024

34%

40%

	1.75	16.77	17.28	21.00	18.56	18.43
	53%	85%	82%	80%	73%	66%
	1.57	3.04	3.84	5.32	6.78	9.45
	47%	15%	18%	20%	27%	34%

2013-2015

Mic LED

Mic LED 1200kk/

Mic LED

Mic LED

1200kk/

Q3

KK/	100	800	800	1,600	4,000
	0.7	3.2	4	6.3	>11
	3,003	23,392	20,059	40,000	80,000

2021

2024

T G

	6.68	8.94	5.64	4.63

2024 10

2019

8

2025 1

211.07

2025

2020

Mic LED

Mic LED

2024

Mic LED

Mic

LED

LED

2024

1 LED

2

E

E

3

AI

4

LED

2024 NP

P i e 41 Wide Sli 41

O iT ack

O iT ack

M i e

3.2

L dia

L dCa

+



Ma e e



3A



VR

LED

IC

ЯMic LED

IC 2024 M

IC

LED

LED

LED+

LED

LED

2024 6

LED

DCI

VIP

HDR LED

LED

2025 4

LED

HUAN he LED

20

DCI

Mic

LED


HUAN he LED

Mic

HUAN he LED



Mic 4K LED



2025

LED

PLANAR LEYARD TIMESIGHT

LED


LED

Mic LED

Mic LED

Pla a Ul aRe L

TXP



Pla a Ul aRe L

TXP V5

Mic LED 3D

3D

2D/3D






LED




LED

XR





LED



Ai

2024 12 25

O iT ack L dCa LYDIA



+

15%

2024 4

WMS

/MES      /QMS      /APS      50%      WMS  
2025 1

Ai      100%

SAP   OA   BI   SRM   PLM   CRM   HR

2024      SRM  
CRM      2025

2024      WMS  
SRM   SAP

2025      MES  
WMS   QMS   APS



2019


	2025/3/17		1 2 3 4 60
	2024/10/18		

	2024/8/27		1 LPR
--	-----------	--	-------




2024  
2024


2024  
2024



500



2024



AAA

ESG





---

	1,625,886,402.62	1,163,330,625.22	28.45%	-0.31%	16.59%	-10.37%
	825,145,300.75	551,188,889.83	33.20%	34.87%	67.46%	-13.00%
	3,917,363,745.31	2,763,059,911.49	29.47%	-7.24%	-1.03%	-4.43%
	3,181,499,734.37	2,337,538,837.86	26.53%	-4.61%	-2.68%	-1.46%

		260,470,800.00		-48,502.57	199,158,961.30	155,798,309.70		
		424,000,000.00		-13,516,488.35	302,748,097.44	261,230,000.00		

LED

	2024		2023		
LED	3,825,819,014.99	74.42%	3,831,831,512.19	72.58%	-0.16%
LED	320,415,934.88	6.23%	369,196,242.66	6.99%	-13.21%
LED	686,311,815.92	13.35%	731,691,191.69	13.86%	-6.20%
LED	308,251,558.53	6.00%	346,491,906.70	6.56%	-11.04%
LED	5,140,798,321%				

1

2



**GN2Q**

3,091,214.1

10.40%

0.00%

5

1		242,744,271.31	3.40%
2		206,390,549.38	2.89%
3		104,952,326.10	1.47%
4		96,729,025.34	1.35%
5		92,275,042.06	1.29%
	--	743,091,214.19	10.40%

	1,065,239,909.23
	20.89%
	0.00%

5

1		346,756,284.56	6.80%
2		221,575,528.10	4.34%
3		192,292,787.18	3.77%
4		155,341,355.98	3.05%
5		149,273,953.41	2.93%
	--	1,065,239,909.23	20.89%

	2024	2023		
	790,929,293.31	806,038,301.86	-1.87%	
	508,446,283.94	513,999,874.08	-1.08%	
	7,083,804.73	14,565,985.13	-51.37%	
	403,637,527.40	425,707,139.15	-5.18%	

COB	COB		COB	COB

	LED			
				AI
COB		COB		COB
Mic LED	LED Mic		LED Mic	Mic Mic
AI	AI		AI OA AI 7 24 AI AI	AI

	2024	2023	
	949	914	3.83%
	20.36%	17.21%	3.15%
	629	610	3.11%
	122	127	-3.94%
	11	12	-8.33%
	187	165	13.33%
30	275	291	-5.50%
30 40	517	463	11.66%
40	157	160	-1.88%

	2024	2023	2022
	403,637,527.40	425,707,139.15	386,386,496.46
	5.65%	5.59%	4.74%
	0.00	0.00	0.00
	0.00%	0.00%	0.00%
	0.00%	0.00%	0.00%

2024

2023



	-14,210,532.77	1.48%		
	-15,871,029.70	1.65%		
	-1,074,407,584.17	111.61%		
	12,281,963.90	-1.28%		
	21,095,905.59	-2.19%		
	-172,361,059.78	17.90%		

	2024		2024			
	2,639,859,194.88	19.25%	2,214,473,340.67	14.73%	4.52%	
	3,284,107,749.83	23.95%	3,127,468,718.81	20.80%	3.15%	
	1,015,979,366.76	7.41%	1,439,487,568.81	9.57%	-2.16%	
	2,754,053,518.36	20.08%	3,095,089,563.27	20.58%	-0.50%	
	91,979,041.54	0.67%	82,375,289.07	0.55%	0.12%	
	122,938,427.96	0.90%	160,517,450.02	1.07%	-0.17%	
	1,532,547,259.42	11.18%	1,650,314,214.82	10.98%	0.20%	
	86,402,833.73	0.63%	72,221,951.38	0.48%	0.15%	
	80,289,742.62	0.59%	125,917,283.25	0.84%	-0.25%	
	335,189,653.69	2.44%	432,777,172.51	2.88%	-0.44%	
	923,217,185.32	6.73%	885,463,121.57	5.89%	0.84%	
	178,904,561.90	1.30%	103,621,344.98	0.69%	0.61%	
	51,590,971.42	0.38%	75,507,731.05	0.50%	-0.12%	



		159,237,300.11					1.95%	
		70,395,672.42					0.86%	


		44,112,323.44					0.54%	
		219,125,038.85					2.69%	

1.

0.00 503,855.00 0.00 0.00 14,716,049.58 ;

---

15,500,000.00	37,453,275.48	-58.62%



10%

		LED	834,743,81 9.00	3,383,842,8 32.85	1,868,630,9 16.92	2,310,521,4 25.89	124,887,24 4.91	115,176,11 5.93
PLANAR SYSTEMS ,INC.		LED		2,611,897,8 97.11	1,975,435,0 44.89	1,504,546,0 99.72	210,321,08 2.22	- 160,545,77 5.22
Na al P i ,I c.		VR		831,335,12 0.17	799,382,12 3.34	282,675,45 4.43	- 522,557,29 4.55	- 535,596,70 2.40

		-124.64
	LED	36.58
	LED	-9.68
	LED	0
	LED	0

2012 IPO



2025

LED

AI

AI

2025-

2027

AI

LED

AI

AI

B

C

- -

- AI A
- B B
- C C
- G

AI

LED

AI

AI

Dee Seek

A e O e AI

AI

G a h-RAG

AI



AI

LED

AI

30

220

LED

AI

AI

AI

LED

LED

2025

AI



2023

-L

2025 3

4

2024 11 15

30

LED

B G

Mi i/Mic LED

B

1

LED

+

+

+ +

LED



2

● LED

●

●

Mic LED

C

2020

Mic LED

TO C

2024

Mic LED

Mic LED



2025 4

Mic LED

AR

AI

1 AI AR  
AI

Mic -OLED  
AI

20  
A B C



2 AI

Mi i AI

3D

3D

Dee Seek



AI

Mic

LED

10

9

160

2015 11

LED

2022

LED

2016

2017



1 Hi-Mic

Hi-Mic

Mic LED

Hi-Mic

TO C

2 AI

AI

AI

AI AI

AI

AI

3

LED

~~LEM~~

4


5

CRM

LTC

MES WMS MDC QMS APS

LED



2024

9-11

8

4000KK/

2024 11

Mic LED

30

Mic LED

1200KK/

2024

Mic LED

8

4000KK/

-

2023

LTC

2024

MES WMS OMS APS

CAPP

2024 4

WMS

/MES

/QMS

/APS

50%

WMS

2025 1



2024 01 04						h :// .c i f .c .c
2024 01 09						h :// .c i f .c .c
2024 01 16						h :// .c i f .c .c
2024 01 22						h :// .c i f .c .c
2024 01 24						h :// .c i f .c .c
2024 02 27						h :// .c i f .c .c
2024 03 11						h :// .c i f .c .c
2024 04 12						h :// .c i f .c .c
2024 04 18						h :// .c i f .c .c
2024 04 28						h :// .c i f .c .c
2024 04 29						h :// .c i f .c .c
2024 05 06						h :// .c i f .c .c
2024 05 22						h :// .c i f .c .c
2024 06 04						h :// .c i f .c .c
2024 06 06						h :// .c i f .c .c

2024 06 13						h :// .c i f .c .c
2024 06 19						h :// .c i f .c .c
2024 07 18						h :// .c i f .c .c
2024 07 19						h :// .c i f .c .c
2024 07 26						h :// .c i f .c .c
2024 08 28						h :// .c i f .c .c
2024 10 24						h :// .c i f .c .c
2024 11 12						h :// .c i f .c .c
2024 12 03						h :// .c i f .c .c
2024 12 13						h :// .c i f .c .c
2024 12 18						h :// .c i f .c .c

2025 4

24

.c i f .c .c

ESG

2024 3 27

2024 3 11  
3,000 6,000

2024

A

6,083,800

30,018,374.40

1.26

2024

2024

10

1.0

2024

26

ESG

ESG

ESG

2

5

2

2

3

1

☑



2024		23.57%	2024 01 02	2024 01 02	.c i f .c .c 2024 2024-001
2024		24.37%	2024 01 26	2024 01 26	.c i f .c .c 2024 2024-008
2024		23.95%	2024 03 18	2024 03 18	.c i f .c .c 2024 2024-021

2023		23.68%	2024 05 06	2024 05 06	.c i f .c .c 2023 2024-038
2024		24.49%	2024 07 29	2024 07 29	.c i f .c .c 2024 2024-061
2024		23.72%	2024 09 12	2024 09 12	.c i f .c .c 2024 2024-080
2024		23.90%	2024 11 08	2024 11 08	.c i f .c .c 2024 2024-092

		61			2010 11 09	2026 01 15	575,00 6,000. 00				575,00 6,000. 00	
		55			2023 01 16	2026 01 15						
		40			2024 09 12	2026 01 15	2,000. 00				2,000. 00	

					2010	2024						
		49			11 09	09 12	6,300, 000.00				6,300, 000.00	
		55			2023 01 16	2026 01 15						
		38			2023 01 16	2026 01 15						
		50			2023 01 16	2026 01 15	1,217, 310.00				1,217, 310.00	
		42			2023 11 13	2026 01 15	150,00 0.00				150,00 0.00	
		47			2023 01 16	2026 01 15						
		41			2023 01 16	2026 01 15	60,000 .00				60,000 .00	
	--	--	--	--	--	--	582,73 5,310. 00	0.00	0.00	0.00	582,73 5,310. 00	--

			2024 09 12	
			2024 09 12	

1964 12

1987 9

1991 12

1991 12

1994 11

1995 8 2010 11

1999 5 2003 9

2003 9 2006 9

---

2009 4 2010 11

2010 11

LED 20 LED

LED

Mi i/Mic LED

1970 6 1993 12 1995

7 1995 8 2004 2

2004 3 2019 12 2009 4

2019 12 2020 1

/

2023 1

1985 8 MBA

BiMBA 2016 5 2024 9

2024 9

1970 1

2023

1987 1

2023

1975 12 2001 9 2008

2 IQC

2008 3 2021 1

2021 2

2023 1

1978 10

2004

9 2015 3

2015 3 2018 8

2018 8

2019 2

2019 2 2022 12

2022 12

2023 1

□ "

1983

2005 5 2009

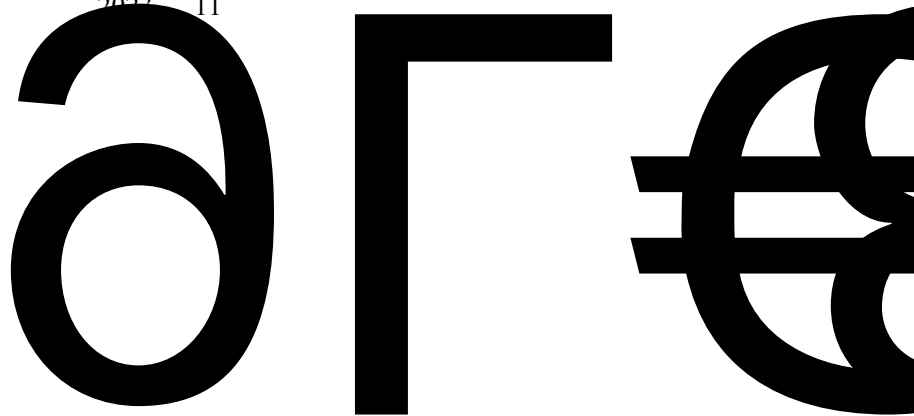
3

2010 5 2018 7

2019 2 2022 2

2022 3

2022 11



			2023 07 27		
			2020 07 08		
			2022 04 14	2025 01 08	
			2021 11 11	2025 03 26	
			2021 10 29	2025 02 17	
			2005 08 01		
			2020 12 01		
			2019 09 09		
			2024 01 01		
			2023 07 01		
			2021 09 23		
			2021 03 30		
			2021 09 17		
			2019 03 22		
			2022 06 08		
			2022 07 08	2025 02 13	
			2021 10 22		
			2024 03 25		
			2024 12 24		
			2018 11 09		
			2022 12 27		
			2023 12 29		
			2022 03 23		
			2023 01 09		
			2022 12 01		

		61			105.1	
		55			112.57	
		40			13.24	
		49			175.72	
		55			9.6	
		38			9.6	
		50			72.52	
		47			59.21	
		42			52.69	
		41			53.24	
	--	--	--	--	663.49	--

	2024 01 10	2024 01 11	.c i f .c .c 2024-004
	2024 01 26	2024 01 26	.c i f .c .c 2024-009
	2024 03 01	2024 03 02	.c i f .c .c 2024-013
	2024 03 11	2024 03 11	.c i f .c .c 2024-015
	2024 04 11	2024 04 12	.c i f .c .c



			2024 04 11	1 2024			
		2	2024 09 12	1 2	2021		
		1	2024 08 27	1 2			
		4	2024 04 11	1 2 3 4 5 6 7 8	2023 2023 2023 2023 2023 2023		

				9 2023			
				10 2023			
				11 2023			
				12 2024			
			2024 04 25	1 2024 2 2024			
			2024 08 27	1 <2024 > 2 2024			
			2024 10 23	1 2024 2 2024 3 2024			

	692
	3,968
	4,660
	4,660

	40
	1,557
	746
	1,346
	91
	920
	4,660
	274
	1,666
	1,109
	1,611
	4,660

2025

2025



2024 5 6                      2023                                              2023                                              2023

10

0.50

2024 5 8

2023

2024 5 14

2024 5 15

2024 5 14

2023

2024 5 14

10      0.50


10	0
10	1
10	0
	2,708,867,222.00
	270,886,722.20
	22,404,147.26
	293,290,869.46
	100.00%
20	
2024	
2024	10
1	

2025	3	31	2,708,867,222	2,711,977,222
		3,110,000	270,886,722.20	

2021 5 31      2021 6 16      2021

2021

3.40 /      2      200  
 254,290.15      0.08%      /

A

2021 7 16

2021 7 16

2      200

2022 8 1

2021

2021

2021

3.40 /      3.35 /

2

60

2022

2021

2022 9 14

2023 8 18

2021

2021

2021

2021

2021

2023 8 18

2021

2021 3.35 / 3.31 /

2 60

2024 9 12

2021

2021

2021 3.31 / 3.26 / 1

40 1 40

2024 10

2024 10 28

2021

2021	2021	2021	2021 6 1	.c i f .c .c /
2021	2021		2021 6 11	.c i f .c .c /
2021	2021		2021 6 16	.c i f .c .c /
		2021	2021 7 16	.c i f .c .c /
2021	2021		2022 8 1	.c i f .c .c /
2021			2022 9 14	.c i f .c .c /
2021	2021	2021	2023 8 19	.c i f .c .c /

2021	2021	2024 9 12	.c i f .c .c /
2021		2024 10 29	.c i f .c .c /

	209	14,965,950		0.56%	

			180,000	105,000	0.00%
			70,000	70,000	0.00%
			50,000	50,000	0.00%
			112,000	112,000	0.00%
			56,000	56,000	0.00%

2021 2021 199.65

2021 1496.595

2021 2023

11

3,556,600

2024

	2025 04 24	
	.c i f .c .c	
		99.80%
		99.54%
	1	1
		2
	2	3
		4
	3	5
		6
	4	7
		1
	1	2
	2	3
	3	4
	4	5
	5%	3%
		1.5%
	5% 2.5%	3%
	2.5%	1.5%

	0
	0
	0
	0

2024 12 31	
2024 12 31	
	2025 04 24
	.c i f .c .c

☑


GB/T19001-2016/ ISO19001 2015,IDT

GJB9001C-2017

GB/T24001-2016/ ISO14001 2015,IDT

QC080000 2017

2023 4

ESI



GB18918-2002 A

15

2020

2024		T/CCAA 39-2022		2024	
2024				1%	
2024	2023				
1				6-8	
	3				5-
	2 3				
20%				OK	
2					
	8	4	50%		
	47.87		220		
1			60%		4:1 ,
218KW/H					
2		11	11		20%
66KW/H					
3			28W /		
	90%				
				4922	
13000					
		13	3KM/		
				45Mi	13
	75%		32.05	134.52	

	2024		ESG	
2025	4	24	.c i f .c .c	
			29	2014 6
			8000	4000
350	40	20000		
20				
2024	1			
				197.62
		139.94		57.68



			5			
				2011 03 01		
				2021 05 31	2021 5 31	
					48	
				2021 05 31	2021 5 31	
					48	

1

17

, B\$ >

AGNIB\$A

2024 1 1

17

21

2024 1 1

2024 1 1

2

2023 8 1

1

2

	295
	11
	5 2
	0

( )			( )	( )	( )		
	396.1			30			

				3,930,141.33 49,817			
	573			1 573 2  3 433 4 433 5 VR 5 140 6 5 7 8 72,467 5,000 77,450 12,397.5 26,327.5			
	1,348.02			1 12,233,989.78 2 12,233,989.78 3 101,214.00 1,192.00			
	1,177.89			1 2 125 2021 8 31 131,187.2 9 1 125 1 3 9,821,469.02 30 9,256,824.95 564,644.07 2021 11 28 4 30 2021 8 31 576,319.8 9 1 1 5			

				6			
	1,243.62			1 2 2020 11 30 12 31 12 31 15.4% 3 5,000	1,236,9891.48 30 12,657.53 48,661 53,661		
	1,037.01			1 2 10 27 3	10,370,174.53 10,370,174.53 2021 84,021.05 42,010.53		
	1,573.51			2022 5 12 2022 3 29	15735063.02 1127138.78 14607924.24 116210.38		
	3,778.09			1	29,658,837.92		

				1,643,231.81 31,302,069.73 2 36,314,072.78 1 15 2019 1 25 36,214,072.78 2019 1 26 2019 2 2 34,314,072.78 2 3 2019 9 27 33,314,072.78 2019 9 28 2019 12 27 32,314,072.78 12 28 2019 2019 14 31,314,072.78 2020 1 15 2020 8 19 31,314,072.78 8 20 2020 10 1 29,314,072.78 2020 10 2 2021 2 10 27,314,072.78 2021 2 11 2 2,344,765.14 2020 7 16 2020 2020 8 19 2,344,765.14 2020 8 20 3 1,643,231.81 9 1 2020 3 229,088 114,544 5,000 119,544 2,000 117,544			
	972.04			1 2022 0107 24418 2 2022 0107 24418			

				<p>4,309,213.21 3 2022 0107 24418</p> <p>4,309,213.21 2022 12 31</p> <p>4</p> <p>5,092,771.26</p> <p>5</p> <p>5,000 84,503</p> <p>36,696 52,807 47,796</p>			
	703.42			<p>1</p> <p>7,034,280.78 2</p> <p>1,028,535.59 7,034,280.78</p> <p>30%</p> <p>2023 6 17</p> <p>45,649.43</p> <p>&gt;</p>			

				31,498.10			
				14,151.33			
	455.26			4,552,656.37 4,552,656.37  2022 8 31  4,552,656.37   44,079 43,222  5,000 335,997  857			
	2,789.2			1 2023 9 30 2,789.20 700 2023 12 31 700 700 2024 3 30 400 2024 9 30 500 2024 12 30 489.2 2,789.20 2  2021.5.1  LPR			
	467.47			1 150 2 5 3 2937000 4 1387000 2023 4 17 LPR 5 84777.49 66027.49 23750 24948 4800 20148			
	1,421.6			1 14,216,000 2023 9 30 350 2024 5 30 350 2024 11 30 350 2025 5 30			

				<p>3,716,000</p> <p>2 264,688</p> <p>132,344</p> <p>2023 9 30</p> <p>3</p> <p>2018 2 7 6%</p>			
	2,755.95			<p>27559531.39</p> <p>2788210.91</p> <p>2021 8 6</p> <p>2024 6 16</p> <p>27559531.39 2024</p> <p>6 17</p> <p>27559531.39</p> <p>1#</p> <p>179597.65</p> <p>201138.94</p> <p>21541.29</p>			
	4,165			<p>(2023) 0382 2353</p> <p>30</p> <p>2024 4 30 A</p> <p>8330</p>			

				<p>258181.50 ,</p> <p>224150</p> <p>34031.5</p> <p>448300</p> <p>388500 :</p> <p>448300</p> <p>224150</p> <p>68063</p> <p>224150</p>			
	1,012.18						
	0						
	2,278.15			<p>22,781,541.23</p> <p>77,853.85</p> <p>4165.15</p>			
	727.5			<p>3300</p> <p>2572.5</p> <p>727.5</p> <p>727.5 1 50</p> <p>2024</p> <p>4 22 2 300</p> <p>2024 6 25</p> <p>3 377.5 2024 9 30</p>			

2022 1 1 LPR

6,384

1 2025 1 3000 2024 9 15 28 20231453.09  
2 153050.5  
3

5,023.15

: 2023 6 30 ; 2025  
1 29

				( ) 15250050.9 2024 1 20 1709602 15250050.9 2024 1 21 112587			
	5,873.03						
	7,021.59						
	6,767.18						





	2018 11 28	26,000	2018 12 19	11,064		29%				
						20%				
	2017 05 11	10,000	2017 06 19	0						
	2019 08 22	2,940	2019 09 25	1,369						
	2023 04 26	8,000	2023 09 28	0						
	2023 04 26	22,000								

	2024 06 28	8,000	2024 07 22	725						
A1		8,000	A2						724.72	
A3		36,940	A4						13,157.44	
	2022 03 11	15,000	2022 05 19							
	2024 06 28	10,000	2024 09 25	7,000						
	2022 12 30	20,000	2023 02 21							
	2024 09 12	30,000	2024 11 26	2,100						

/	2021 06 23	14,451.6	2023 05 25							
	2021 10 11	10,000	2021 11 09							
	2023 01 16	10,000	2023 06 14							
	2024 06 28	3,000	2024 12 24	1,000						
	2022 11 25	10,000	2022 11 25							
	2023 02 14	9,000	2023 05 30							
	2024 06 28	8,000	2024 11 08	740.99						
	2023 02 14	6,000	2023 03 03							
	2023 09 18	8,000	2023 10 24	0						
	2023 01 16	9,000	2023 04 14	0						

	2023 05 30	10,000	2023 05 30	0						
	2023 08 29	8,000	2023 12 14							
	2023 08 29	8,000	2023 01 13	0						
	2024 06 28	8,000	2024 11 05	0						
	2024 09 12	5,000	2024 09 29	1,900						
	2024 10 23	6,000	2024 12 03	32.7						
	2023 08 29	6,000	2023 10 08	0						
	2022 12 30	10,000	2023 02 27							
	2022 12 30	10,000	2023 03 31							
	2023 09 18	9,000	2024 09 03	400						
	2024 06 28	8,000	2024 06 28	4,463.15						
( )	2021 04 13	7,000	2021 04 13	4,500						

B1		78,000		B2						17,236.84	
B3		94,000		B4						22,136.84	
A1+B1+C1		86,000		A2+B2+C2						17,961.56	
A3+B3+C3		130,940		A4+B4+C4						35,294.28	
A4+B4+C4											4.47%
D											0
70% E											0
50% F											0
D+E+F											0



	437,356,532.00	17.29%				1,799,862.00	1,799,862.00	439,156,394.00	16.41%
1							0.00		
2							0.00		
3	437,356,532.00	17.29%				1,799,862.00	1,799,862.00	439,156,394.00	16.41%
							0.00		
	437,356,532.00	17.29%				1,799,862.00	1,799,862.00	439,156,394.00	16.41%
4							0.00		
							0.00		
							0.00		
	2,092,039,483.00	82.71%				144,659,529.00	144,659,529.00	2,236,699,012.00	83.59%
1	2,092,039,483.00	82.71%				144,659,529.00	144,659,529.00	2,236,699,012.00	83.59%
2							0.00		
3							0.00		
4							0.00		

2,529,396,015.00 100.00% 146,459,391.00 146,459,391.00 2,675,855,406.00

1

2

	431,254,500.00			431,254,500.00		2026 1 15
	4,725,000.00	1,575,000.00		6,300,000.00		2026 1 15
	300,000.00	225,000.00		525,000.00		2026 1 15
	6,550.00		1,638.00	4,912.00		2026 1 15
	912,982.00			912,982.00		2026 1 15
	112,500.00			112,500.00		2026 1 15
	45,000.00			45,000.00		2026 1 15
	0	1,500.00		1,500.00		2026 1 15
	437,356,532.00	1,801,500.00	1,638.00	439,156,394.00	--	--

149,244,789

146,459,391

2,529,396,015

2,675,855,406

☑

	153,926		167,217		0		0		0
				9		9			
		5%	10						
		21.49%	575,006,000.00	-	431,254,500.00	143,751,500.00			0
		1.24%	33,206,641.00	8,963,290.00	0.00	33,206,641.00			0
		0.81%	21,740,622.00	-3,325,400.00	0.00	21,740,622.00			0
61		0.80%	21,374,600.00	-	0.00	21,374,600.00			0
1000		0.62%	16,643,073.00	16,643,073.00	0.00	16,643,073.00			0
2021		0.56%	14,965,950.00	-1,996,500.00	0.00	14,965,950.00			0

		0.55%	14,762,499.00	- 23,900,000.00	0.00	14,762,499.00		0	
		0.43%	11,520,000.00	-	0.00	11,520,000.00		0	
		0.41%	11,000,000.00	-5,400,000.00	0.00	11,000,000.00		0	
		0.36%	9,548,708.00	763,200.00	0.00	9,548,708.00		0	
10 4									
		1	61						
		2	2021			2021			
		3							
/									
10 10									
10									
				143,751,500.00				143,751,500.00	
				33,206,641.00				33,206,641.00	
				21,740,622.00				21,740,622.00	
61				21,374,600.00				21,374,600.00	
1000				16,643,073.00				16,643,073.00	
2021				14,965,950.00				14,965,950.00	
				14,762,499.00				14,762,499.00	
				11,520,000.00				11,520,000.00	
				11,000,000.00				11,000,000.00	
				9,548,708.00				9,548,708.00	
10 10 10		1		61					
		2		2021			2021		
		3							
5		1		61					
				5,692,400					
				15,682,200		21,374,600			
		2				7,301,900			
						4,218,100		11,520,000	
		3							
				11,000,000					

5%

10

10

10

10

/

10

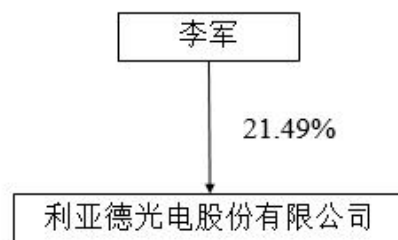
10

10

10

	1964 12 7 1991 12	1991 12 1994 11 1995 8 2010 11	1987 2003
	9 2006 9 2009 4 2010 11	1999 5 2003 9	2010 11

	1964 12 1991 12	1991 12 1994 11 1995 8 2010 11	1987 7 1999
	5 2003 9 2010 11	2003 9 2006 9 2009 4 2010 11	
10			








2024 11	03 11	4,054,054 8,108,108	0.16% 0.32%	3,000 6,000	12	4,888,000.00	

---

				3			
--	--	--	--	---	--	--	--



			[2019]1856		2019 11 14
800		100	8		[2019]780
		2019 12 9			
123035			7.04 /		
2020	2019				2,518,411,399
	10	0.600000			
			7.04 /	6.98 /	
2021	2020				35,651,541
2,507,249,937		10	0.20		
				6.98 /	6.96 /

2022	2021				15,518,938
2,527,382,540		10	0.50		
				6.96 /	6.91 /
2023	2022				1,408,270
2,527,987,745		10	0.40		
				6.91 /	6.87 /
2024 1	2024				5.43 /
	2024 1 29				
2024	2023				1,407,380
2,527,988,635		10	0.50		
				5.43 /	5.38 /
2024 7	2024				4.27 /
	2024 7 30				



1			104,768	10,476,800.00	6.49%
2			80,232	8,023,200.00	4.97%
3			60,370	6,037,000.00	3.74%
4			30,000	3,000,000.00	1.86%
5			24,410	2,441,000.00	1.51%
6			21,241	2,124,100.00	1.32%
7			20,000	2,000,000.00	1.24%
8		2	20,000	2,000,000.00	1.24%
9		LOF	17,630	1,763,000.00	1.09%
10			17,520	1,752,000.00	1.09%

1

2

2024 6 11

2024

AA+

AA+

3

	2024		1,246,768,643.950
	-889,307,916.12		655,134,706.88
	2023		235,665,696.41
	8,263,093,891.76		167,721,718.92
	10.76%		

	2.05	2.03	0.99%
	40.58%	43.26%	-2.68%
	1.51	1.45	4.14%
	-93,575.88	18,962.56	-593.48%
EBITDA	-10.61%	11.74%	-22.35%
	-16.37	5.21	-414.20%
	13.64	13.38	1.94%
EBITDA	-10.65	9.67	-210.13%
	100.00%	100.00%	0.00%
	100.00%	100.00%	0.00%

	2025 04 23
	[2025] ZB10663

•

2024 12 31

2024

2024 12 31

2024

•

•


			30	29	
					1
	22		21		
2024	12	31			2
13,081.14					
18,643.50					3
					4
					5
					6

11					
	4		5		
2024	12	31			
328,410.77					
			æ, Aô	23.95%	
			101,597.9-x		



2024

	5
	6

•

2024



	2,639,859,194.88	2,214,473,340.67
	15,325,300.00	
	249,046,194.69	528,482,651.84
	3,284,107,749.83	3,127,468,718.81
	38,026,616.57	12,677,574.46
	68,652,520.26	58,138,844.09
	61,545,895.67	66,246,946.71
	2,754,053,518.36	3,095,089,563.27
	1,015,979,366.76	1,439,487,568.81
	174,108,070.31	36,366,528.80
	140,911,069.87	291,599,525.83
	10,441,615,497.20	10,870,031,263.29
	65,665,423.42	204,344,391.40
	50,069,175.80	45,832,941.99
	122,938,427.96	160,517,450.02
	137,481,761.42	104,972,951.59
	38,507,511.82	54,818,025.64
	91,979,041.54	82,375,289.07
	1,532,547,259.42	1,650,314,214.82
	86,402,833.73	72,221,951.38
	80,289,742.62	125,917,283.25
	361,414,997.77	401,955,146.03



130,811,417.

---

	126,215,391.98	109,897,066.96
	30,051,329.98	58,923,876.35
	466,401,816.22	1,150,530,337.53
	5,564,339,374.62	6,505,288,490.38
	2,675,855,406.00	2,529,396,015.00
	2,38-	

	341,559,869.87	517,872,183.97
	6,022,811,472.52	5,850,333,756.87
	84,485.98	84,485.98
	21,969,793.85	21,969,793.85
	16,448,432.00	16,966,040.00
	52,531,900.44	55,167,774.97
	17,340,642.99	
	14,880,651.12	23,641,289.04
	3,990,972.66	6,052,677.22
	689,463.31	1,896,568.89
	38,136,471.03	34,296,753.47
	49,583,058.35	31,152,078.62
	6,580,027,214.12	6,559,433,402.88
	8,701,232,094.03	8,906,045,658.36
	176,972,536.04	157,830,081.41
	327,139,931.71	292,684,481.86
	394,008,832.62	468,078,552.95
	318,389,646.43	377,642,918.81
	11,700,120.56	14,430,171.01
	48,767,568.04	51,967,205.21
	1,549,890,362.32	1,675,206,819.46
	213,609,499.76	15,947,521.11
	43,474,757.17	36,677,058.44
	3,083,953,254.65	3,090,464,810.26
	63,229,810.22	55,559,354.17
		720,902,592.30

	5,930,975.27	15,035,954.01
	12,968,815.44	11,752,076.46
	12,238,403.32	13,855,774.43
	94,368,004.25	817,105,751.37
	3,178,321,258.90	3,907,570,561.63
	2,675,855,406.00	2,529,396,015.00
	2,377,038,433.92	1,944,014,702.37
	15,723,953.57	9,426,274.15
	-915,514.02	-915,514.02
	166,871,105.47	159,093,691.82
	319,785,357.33	376,312,475.71
	5,522,910,835.13	4,998,475,096.73
	8,701,232,094.03	8,906,045,658.36

	2024	2023
	7,149,676,055.03	7,614,999,952.95
	7,149,676,055.03	7,614,999,952.95
	6,891,738,911.03	7,076,380,473.13
	5,140,798,324.32	5,279,210,853.24
	40,843,677.33	36,858,319.67
	790,929,293.31	806,038,301.86
	508,446,283.94	513,999,874.08

---

	403,637,527.40	425,707,139.15
	7,083,804.73	14,565,985.13
	55,427,363.73	78,922,124.30
	43,877,938.67	55,436,404.13
	60,101,796.31	83,503,140.66
	-14,210,532.77	28,969,559.90
	-28,029,637.74	-13,410,530.26
-		
	-15,871,029.70	6,921,102.11
-	-172,361,059.78	-199,749,777.98
-	-1,074,407,584.17	-129,357,977.18
-	4,967,777.40	3,95 9




	47,624,706.27	40,166,411.73
1.		
2.		
3.		
4.		
5.		
6.	47,624,706.27	40,166,411.73
7.		
	-830,687,476.44	309,019,496.27
	-811,394,027.48	312,611,780.20
	-19,293,448.96	-3,592,283.93
	-0.35	0.11
	-0.32	0.12
	0	0

	2024	2023
	1,427,883,203.90	1,822,127,449.65
	1,136,013,696.65	1,427,201,740.92
	7,206,337.91	6,414,413.57
	179,392,946.49	191,314,565.58
	82,146,338.66	83,270,387.66
	72,5000	

-	-10,742,233.22	-16,541,175.88
-	141,859.31	-1,740,847.18
	82,075,096.40	23,489,320.51
	927,846.05	3,133,941.42
	7,282,181.14	1,055,344.60
	75,720,761.31	25,567,917.33
	-2,053,375.16	-1,258,164.87
	77,774,136.47	26,826,082.20
	77,774,136.47	26,826,082.20
1.		
2.		
3.		
4.		
5.		
1.		
2.		
3.		
4.		
5.		
6.		
7.		
	77,774,136.47	26,826,082.20

	2024	2023
	7,080,648,806.91	7,577,977,453.16





-71,000,381.40	-547,781,107.67
1,369,906.25	12,588,464.74
519,368,410.59	-91,844,457.16
1,782,907,650.16	1,874,752,107.32
2,302,276,0	

	2024														
	2,52				1,94	9,42	115,		159,		3,52		8,26	268,	8,53
	9,39				7,05	6,27	197,		093,		1,77		3,09	526,	1,62
	6,01				5,80	4,15	668.		691.		6,98		3,89	936.	0,82
	5.00				3.38		38		82		7.33		1.76	07	7.83
	2,52				1,94	9,42	115,		159,		3,52		8,26	268,	8,53
	9,39				7,05	6,27	197,		093,		1,77		3,09	526,	1,62
	6,01				5,80	4,15	668.		691.		6,98		3,89	936.	0,82
	5.00				3.38		38		82		7.33		1.76	07	7.83
	146,				436,	6,29	77,9		7,77		-		-	-	-
	459,				406,	7,67	13,8		7,41		1,02		361,	21,7	383,
	391.				187.	9,42	88,6		3,65		3,60		349,	16,7	066,
	00				03		4				9,17		970.	08,5	678.
											0,97		07	1	58
							77,9				-		-	-	-
							13,8				889,		811,	19,2	830,
							88,6				307,		394,	93,4	687,
							4				916.		027.	48,9	476.
											12		48	6	44
	146,				433,	6,29							573,	-	570,
	459,				023,	7,67							185,	2,42	762,
	391.				731.	9,42							443.	3,25	183.
	00				55								13	9,55	58
1														3,05	3,05
														2,57	2,57

						0.68	0.68
2	146, 459, 391. 00	430, 842, 849. 14	- 14,0 84,0 94.3 9			591, 386, 334. 53	591, 386, 334. 53
3		2,18 0,88 2.41	- 2,02 2,37 3.45			4,20 3,25 5.86	4,20 3,25 5.86
4			22,4 04,1 47.2 6			- 22,4 04,1 47.2 6	- 27,8 79,9 77.4 9
				7,77 7,41 3.65	- 134, 301, 254. 85	- 126, 523, 841. 20	- 126, 523, 841. 20
1				7,77 7,41 3.65	- 7,77 7,41 3.65		
2							
3							
						- 126, 523, 841. 20	- 126, 523, 841. 20
4							

1									
2									
3									
4									
5									
6									
1									
2									
		3,38					3,38		3,38
		2,45					2,45		2,45
		5,48					5,48		5,48
	2,67	2,38	15,7	193,	166,	2,49	7,90	246,	8,14
	5,85	3,46	23,9	111,	871,	8,16	1,74	810,	8,55

	5,40				1,99	53.5	557.		105.		7,81		3,92	227.	4,14
	6.00				0.41	7	02		47		6.36		1.69	56	9.25

	2023														
	2,52				1,94	9,44	88,2		156,		3,33		8,04	124,	8,16
	9,39				0,28	9,91	96,7		386,		8,64		3,56	822,	8,38
	6,01				8,65	6,90	07.7		637.		2,94		1,04	612.	3,65
	5.00				2.35		5		49		4.39		0.08	32	2.40
									24,4		1,22		1,24		1,24
									46.1		5,34		9,78		9,78
									1		1.39		7.50		7.50
	2,52				1,94	9,44	88,2		156,		3,33		8,04	124,	8,16
	9,39				0,28	9,91	96,7		411,		9,86		4,81	822,	9,63
	6,01				8,65	6,90	07.7		083.		8,28		0,82	612.	3,43
	5.00				2.35		5		60		5.78		7.58	32	9.90
					6,76	-	26,9		2,68		181,		218,	143,	361,
					7,15	23,6	00,9		2,60		908,		283,	704,	987,
					1.03	42.7	60.6		8.22		701.		064.	323.	387.
						5	3				55		18	75	93
							26,9				285,		312,	-	309,
							00,9				710,		611,	3,59	019,
							60.6				819.		780.	2,28	496.
							3				57		20	3.93	27
					6,07	-							6,10	147,	153,
					7,98	23,6							1,63	296,	398,
					9.66	42.7	5						2.41	607.	240.
													68	68	09
1														147,	147,
														296,	296,

														607. 68	607. 68
2					3,08 9.66	- 23,6 42.7 5								26,7 32.4 1	26,7 32.4 1
3					6,07 4,90 0.00									6,07 4,90 0.00	6,07 4,90 0.00
4															
								2,68 2,60 8.22		- 103, 802, 118. 02			- 101, 119, 509. 80		- 101, 119, 509. 80
1							2,68 2,60 8.22			- 2,68 2,60 8.22					
2															
3										- 101, 119, 509. 80			- 101, 119, 509. 80		- 101, 119, 509. 80
4															
1															



	2024											
	2,529, 396,01 5.00				1,944, 014,70 2.37	9,426, 274.15	- 915,51 4.02		159,09 3,691. 82	376,31 2,475. 71		4,998, 475,09 6.73
	2,529, 396,01 5.00				1,944, 014,70 2.37	9,426, 274.15	- 915,51 4.02		159,09 3,691. 82	376,31 2,475. 71		4,998, 475,09 6.73
	146,45 9,391. 00				433,02 3,731. 55	6,297, 679.42			7,777, 413.65	- 56,527 ,118.3 8		524,43 5,738. 40
										77,774 ,136.4 7		77,774 ,136.4 7
	146,45 9,391. 00				433,02 3,731. 55	6,297, 679.42						573,18 5,443. 13
1												

2	146,45 9,391. 00			430,84 2,849. 14	- 14,084 ,094.3 9	591,38 6,334. 53
3				2,180, 882.41	- 2,022, 373.45	4,203, 255.86
4				22,404 ,147.2 6		- 22,404 ,147.2 6
					7,777, 413.65	- 134,30 1,254. 85 126,52 3,841. 20
1					7,777, 413.65	- 7,777, 413.65
2						- 126,52 3,841. 20 - 126,52 3,841. 20
3						
1						
2						

3												
4												
5												
6												
1												
2												
	2,675, 855,40 6.00				2,377, 038,43 3.92	15,723 ,953.5 7	- 915,51 4.02		166,87 1,105. 47	319,78 5,357. 33		5,522, 910,83 5.13

	2023											

	2,529, 396,01 5.00				1,937, 936,71 2.71	9,449, 916.90	- 915,51 4.02		156,38 6,637. 49	453,06 8,496. 57		5,066, 422,43 0.85
									24,446 .11	220,01 4.96		244,46 1.07
	2,529, 396,01 5.00				1,937, 936,71 2.71	9,449, 916.90	- 915,51 4.02		156,41 1,083. 60	453,28 8,511. 53		5,066, 666,89 1.92
					6,077, 989.66	- 23,642 .75			2,682, 608.22	- 76,976 ,035.8 2		- 68,191 ,795.1 9
										26,826 ,082.2 0		26,826 ,082.2 0
					6,077, 989.66	- 23,642 .75						6,101, 632.41
1												
2					3,089. 66	- 23,642 .75						26,732 .41

3					6,074,900.00							6,074,900.00
4												
									2,682,608.22	- 103,802,118.02		- 101,119,509.80
1									2,682,608.22	- 2,682,608.22		
2										- 101,119,509.80		- 101,119,509.80
3												
1												
2												
3												

4												
5												
6												
1												
2												
	2,529, 396,01 5.00				1,944, 014,70 2.37	9,426, 274.15	- 915,51 4.02		159,09 3,691. 82	376,31 2,475. 71		4,998, 475,09 6.73

91110000600039822G

2012 3 15

2024 12 31

267,585.5406

267,585.5406

9

9

2025 4 23

15

2024 12 31

2024

1 1 12 31

12

	10%

	10%
	10%
	30%
	1 10%
	30%
	1 / / 10%
	1,000
	5% 1%
	5% 10%
	10%
	10%
	10%
	30%
	1 10%
	30%
	1 / / 10%
	1,000
	5% 1%
	5% 10%



3

4

1

2

3

4

5

22

1

2

1

2

3

1

2

3

4

5

6

1

2

1

2

14

21

30

12

		12

---


11

11

11

11

1

2

1

2

11

11

2

1

2

3



---

	20-40	10	2.
	5-10	10	9
	4-5	10	
	3-5	10	

1

2

3

3

1

2

	50		0.00	
	10		0.00	
	2-8		0.00	

21

1

2

3

(1)

(2)

(3)

(4)

(5)

1

2

1

2

3



1

LED

LED

/

2 LED

3 LED

4 LED

1

2

1

2

( )

( )

( )

1

30

2

3

12

2

11

- 
- 
- 
- 

11

1



2023 10 25

17

2023 21

17

17

•

•

•

37

2024 1 1

17

2024 1 1

17

21

2024 1 1

2024 1 1

2

2023 8 1

2023 11

2024 1 1

3

18

2024 12 6

18

2024 24

18

18

13

2024

		22% 21% 20% 19% 13% 10% 9% 6% 5% 3%
		7% 5% 1%



15%,  
25% 16.5% 17% 21% 0-12%  
9% 33.30% 32.32% 28%  
: 0.87% -  
2.50% ;  
2,159 /  
0-13.3%  
0.83%

(

Le a d  
Ge a G BH  
Le a d  
Ge a G BH

0300

	21% 0-12%
Pla a S e ,I c.	21% 0-12%
Pla a SAS	33.33%
Pla a Tai a LLC	12%
Na alP i ,I c.	21% 0-12%
	21%
Pla a EMEA,S A	24%
Le a dGe a G BH	15%
	8.25% 16.5%
LEYARD&PLANAR SINGAPORE PRIVATE LIMITED	17%
	10% 15%
	38%

1 [2000] 066

2000 12 1

3%

2011 11 23

[2011]812001

2011 1 1

2

15%

	2023/10/16	GR202311000423
	2022/12/19	GR202244203668
	2022/12/14	GR202244202635
	2023/10/26	GR202311002702
	2023/12/28	GR202344009876
	2022/12/19	GR202244205889
	2024/10/29	GR202411002071
	2024/12/04	GR202431001628
	2023/10/16	GR202343002095
	2023/12/8	GR202343006128
	2023/10/26	GR202311002690
( )	2024/12/26	GR202444201067
	2022/12/14	GR202231006385
	2022/10/18	GR202232001567
	2022/12/14	GR202231007246

	268,598.43	389,221.26
	2,249,508,846.01	1,785,963,401.37
	390,081,750.44	428,120,718.04
	2,639,859,194.88	2,214,473,340.67
	1,016,324,681.54	613,867,778.09

	15,325,300.00	
	15,325,300.00	
	15,325,300.00	

	201,111,251.31	365,288,874.35
	46,742,202.18	163,743,693.69
	11,096,558.95	7,683,447.33
	-9,903,817.75	-8,233,363.53
	249,046,194.69	528,482,651.84


	258,950,012.44	100.00%	9,903,817.75	3.82%	249,046,194.69	536,716,015.37	100.00%	8,233,363.53	1.53%	528,482,651.84
	201,111,251.31	77.66%	1,166,445.26	0.58%	199,944,806.05	365,288,874.35	68.06%	2,118,675.47	0.58%	363,170,198.88
	11,096,558.95	4.29%	917,820.36	8.27%	10,178,738.59	7,683,447.33	1.43%	127,911.44	1.66%	7,555,535.89
	46,742,202.18	18.05%	7,819,552.13	16.73%	38,922,650.05	163,743,693.69	30.51%	5,986,776.62	3.66%	157,756,917.07
	258,950,012.44	100.00%	9,903,817.75	3.82%	249,046,194.69	536,716,015.37	100.00%	8,233,363.53	1.53%	528,482,651.84

	201,111,251.31	1,166,445.26	1.34%
	11,096,558.95	917,820.36	8.27%
	46,742,202.18	7,819,552.13	13.46%
	258,950,012.44	9,903,817.75	

	8,233,363.53	9,857,095.34		8,186,641.12	9,903,817.75
	8,233,363.53	9,857,095.34		8,186,641.12	9,903,817.75

		187,092,162.86
		10,927,745.50
		526,056.00

		198,545,964.36
--	--	----------------

1	1	2,180,031,271.76	2,233,172,177.17
1	2	867,538,700.28	586,425,200.02
2	3	375,893,427.00	467,223,499.93
3		732,606,111.00	557,091,349.42
3	4	309,448,877.90	178,398,029.96
4	5	134,615,479.07	143,606,631.26
5		288,541,754.03	235,086,688.20
		4,156,069,510.04	3,843,912,226.54



555,371, 169.06	13.36%	456,230, 884.67	82.15%	99,140,2 84.39	361,133, 163.86	9.39%	292,514, 976.17	81.00%	68,618,%
--------------------	--------	--------------------	--------	-------------------	--------------------	-------	--------------------	--------	----------

6

--	--	--	--	--	--	--

415,730,875.54

	2,928,869,029.27	412,655,681.96	14.09%
	671,829,311.71	3,075,193.58	0.46%
	3,600,698,340.98	415,730,875.54	

	292,514,976.17	178,667,303.83		14,951,395.33	456,230,884.67
	423,928,531.56	148,873,279.61		157,070,935.63	415,730,875.54
	716,443,507.73	327,540,583.44		172,022,330.96	871,961,760.21

--	--	--	--	--

	8,583,470.19

--	--	--	--	--	--

--	--	--	--	--	--

	243,270,588.60	8,058,579.26	251,329,167.86	4.78%	14,956,384.37
	24,414,028.62	94,452,934.75	118,866,963.37	2.26%	3,716,767.94
	115,284,752.64		115,284,752.64	2.19%	551,309.28
	110,462,847.70	458,092.82	110,920,940.52	2.11%	18,330,531.85
	84,160,297.51		84,160,297.51	1.60%	94,032.57
	577,592,515.07	102,969,606.83	680,562,121.90	12.94%	37,649,026.01

	1,021,547,584.72	85,582,834.43	935,964,750.29	1,349,711,995.25	56,580,676.86	1,293,131,318.39
	80,494,026.16	479,409.69	80,014,616.47	148,700,219.00	2,343,968.58	146,356,250.42
	1,102,041,610.88	86,062,244.12	1,015,979,366.76	1,498,412,214.25	58,924,645.44	1,439,487,568.81

	161,845,646.92	14.69%	73,244,132.95	45.26%	88,601,513.97	98,997,152.59	6.61%	38,653,948.05	39.05%	60,343,204.54
	161,845,646.92	14.69%	73,244,132.95	45.26%	88,601,513.97	98,997,152.59	6.61%	38,653,948.05	39.05%	60,343,204.54
	940,195,963.96	85.31%	12,818,111.17	1.36%	927,377,852.79	1,399,415,061.66	93.39%	20,270,697.39	1.45%	1,379,144,364.27
	860,188,547.82	78.05%	12,342,854.48	1.43%	847,845,693.34	1,250,714,842.66	83.47%	17,926,728.81	1.43%	1,232,788,113.85
	80,007,4	7.26%	475,256.	0.59%	79,532,1	148,700,	9.92%	2,343,96	1.58%	146,356,

	16.14		69		59.45	219.00		8.58		250.42
	1,102,04 1,610.88	100.00%	86,062,2 44.12	46.62%	1,015,97 9,366.76	1,498,41 2,214.25	100.00%	58,924,6 45.44	3.93%	1,439,48 7,568.81

73,244,132.95

--	--	--	--	--	--	--	--	--	--	--

12,818,111.17

			860,188,547.82			12,342,854.48				1.43%
			80,007,416.14			475,256.69				0.59%
			940,195,963.96			12,818,111.17				

					/	
		38,982,946.97			4,392,762.07	
		7,041,644.35			14,494,230.57	
		46,024,591.32			18,886,992.64	

--	--	--	--	--	--	--

					38,026,616.57	12,677,574.46
					38,026,616.57	12,677,574.46

--	--	--	--	--	--	--

	38,026,6 16.57	100.00%			38,026,6 16.57	12,677,5 74.46	100.00%		12,677,5 74.46
	38,026,6 16.57	100.00%			38,026,6 16.57	12,677,5 74.46	100.00%		12,677,5 74.46
	38,026,6 16.57	100.00%			38,026,6 16.57	12,677,5 74.46	100.00%		12,677,5 74.46

	12			
2024	1	1		


--	--	--	--	--

	192,469,012.37	
	192,469,012.37	

	12,677,574.46	439,993,205.42	414,644,163.31		38,026,616.57	
	12,677,574.46	439,993,205.42	414,644,163.31		38,026,616.57	

	61,545,895.67	66,246,946.71
	61,545,895.67	66,246,946.71

	27,435,724.93	24,165,130.44
	52,669,115.87	52,411,045.45
		5,459,949.64
	14,996,146.28	19,881,384.32
	95,100,987.08	101,917,509.85

1	1	60,335,602.47	68,031,356.23
1	2	5,219,455.94	2,817,722.39
2	3	2,100,537.06	13,397,365.72
3		27,445,391.61	17,671,065.51
3	4	12,806,662.40	6,004,166.72
4	5	5,681,904.92	3,571,370.14
5		8,956,824.29	8,095,528.65
		95,100,987.08	101,917,509.85


	13,387,0 86.39	14.08%	13,387,0 86.39	100.00%		14,259,5 36.76	13.99%	14,259,5 36.76	100.00%	
	13,387,0 86.39	14.08%	13,387,0 86.39	100.00%		14,259,5 36.76	13.99%	14,259,5 36.76	100.00%	
	81,713,9 00.69	85.92%	20,168,0 05.02	24.68%	61,545,8 95.67	87,657,9 73.09	86.01%	21,411,0 26.38	24.43%	66,246,9 46.71
	81,713,9 00.69	85.92%	20,168,0 05.02	24.68%	61,545,8 95.67	87,657,9 73.09	86.01%	21,411,0 26.38	24.43%	66,246,9 46.71
	95,100,9 87.08	100.00%	33,555,0 91.41	35.28%	61,545,8 95.67	101,917, 509.85	100.00%	35,670,5 63.14	35.00%	66,246,9 46.71

13,387,086.39

	8,678,714.50	8,678,714.50	8,678,714.50	8,678,714.50	100.00%
	8,678,714.50	8,678,714.50	8,678,714.50	8,678,714.50	

20,168,005.02

	81,713,900.69	20,168,005.02	24.68%
	81,713,900.69	20,168,005.02	

	12	( )	( )
2024 1 1	14,303,968.66		21,366,594.48
2024 1 1			
	-5,597,018.20		5,597,018.20
	4,993,186.41		1,119,639.65
	7,221,565.23		7,221,565.23
	561,508.81		445,223.75
2024 12 31	5,917,062.83		27,638,028.58
			33,555,091.41

☑

---

14,259,536.76	3,300,624.56	4,173,074.93	13,387,086.39
21,411,026.38	4,993,186.41	6,21	

1	59,812,525.74	87.12%	50,046,398.86	86.08%
1 2	5,570,925.20	8.11%	4,471,871.97	7.69%
2 3	2,337,667.69	3.41%	1,451,501.92	2.50%
3	931,401.63	1.36%	2,169,071.34	3.73%
	68,652,520.26		58,138,844.09	

1

		(%)
	6,076,685.65	8.85
	4,806,329.71	7.00
	4,194,557.52	6.11
	3,844,620.00	5.60
	3,563,587.39	5.19
	22,485,780.27	32.75

	1,104,445,137.83	213,654,171.12	890,790,966.71	1,111,207,969.62	91,663,425.29	1,019,544,544.33
	123,591,625.88	10,271,023.60	113,320,602.28	172,687,503.41	19,943,940.09	152,743,563.32
	861,901,500.59	189,926,626.24	671,974,874.35	736,483,440.40	113,285,289.71	623,198,150.69
	1,150,890,481.63	72,923,406.61	1,077,967,075.02	1,284,542,041.39	54,984,481.40	1,229,557,559.99
				70,045,744.94		70,045,744.94
	3,240,828,745.93	486,775,227.57	2,754,053,518.36	3,374,966,699.76	279,877,136.49	3,095,089,563.27

	91,663,425.29	142,157,223.66		20,166,477.83	213,654,171.12

	19,943,940.09	1,527,689.93		11,200,606.42		10,271,023.60
	113,285,289.71	80,115,218.43		3,473,881.90		189,926,626.24
	54,984,481.40	21,985,165.06		4,046,239.85		72,923,406.61
	279,877,136.49	245,785,297.08		38,887,206.00		486,775,227.57


	72,472,317.20	48,447,960.99
	28,006,255.16	25,408,318.72
	40,432,497.51	34,963,005.24
		136,472,639.20
		46,307,601.68
	140,911,069.87	291,599,525.83

	65,665,423.42		65,665,423.42	204,344,391.40	204,344,391.40
	65,665,423.42		65,665,423.42	204,344,391.40	204,344,391.40

--	--	--	--	--

2						141,654,000.00	4.50%	4.52%	2025 11 15
5	71,884,000.00	1.50%	4.26%	2028 11 30		70,827,000.00	1.50%	4.26%	2028 11 30
	71,884,000.00					212,481,000.00			

--	--	--	--	--	--	--	--	--	--

Sa h l .I c	116,469,60 0.00	81,528,720. 00	34,940,880. 00		92,110,648. 95			
MIC ELECTRO NICS LIMITED	4,126,487.5 0	1,665,482.3 2	2,461,005.1 8			15,283,123. 64		
	2,893,290.3 5	1,697,406.0 8	1,195,884.2 7		1,119,163.5 1			
PV ML LLC	1,002,799.9 0	981,357.75	21,442.15			12,909,454. 30		
	638,697.60	1,028,336.4 2		389,638.82		336,302.39		
	84,485.98	84,485.98				915,514.02		
	12,266,400. 09	17,987,163. 04		5,720,762.9 5		24,279,440. 77		
	137,481,76 1.42	104,972,95 1.59	38,619,211. 60	6,110,401.7 7	93,229,812. 46	53,723,835. 12		

--	--	--	--	--	--	--	--

--	--	--	--	--	--	--	--

	50,826,307.53	757,131.73	50,069,175.80	47,560,210.01	1,727,268.02	45,832,941.99	
	50,826,307.53	757,131.73	50,069,175.80	47,560,210.01	1,727,268.02	45,832,941.99	

	50,826,307.53	100.00%	757,131.73	1.49%	50,069,175.80	47,560,210.01	100.00%	1,727,268.02	3.63%	45,832,941.99
	50,826,307.53	100.00%	757,131.73	1.49%	50,069,175.80	47,560,210.01	100.00%	1,727,268.02	3.63%	45,832,941.99
	50,826,307.53	100.00%	757,131.73	1.49%	50,069,175.80	47,560,210.01	100.00%	1,727,268.02	3.63%	45,832,941.99

757,131.73

	50,826,307.53	757,131.73	1.49%
	50,826,307.53	757,131.73	

		12	( )	( )
2024	1	1	1,727,268.02	1,727,268.02
2024	1	1		
			970,136.29	970,136.29
2024	12	31	757,131.73	757,131.73

	1,727,268.02		970,136.29	757,131.73
	1,727,268.02		970,136.29	757,131.73

--	--	--	--	--

--	--	--	--	--

	994,195.21		2,000,000.00		-1,204,382.34						1,789,812.87	
	1,959,062.64				384,584.33						2,343,646.97	
	2,953,257.85		2,000,000.00		-819,798.01						4,133,459.84	
	30,942,212.25				176,049.93						31,118,262.18	
	14,774,543.17				-14,774,543.17							
	1,884,807.56				-191,102.82						1,693,704.74	
	11,999,151.24				-2,533,231.58						9,465,919.66	

	2,581, 690.74				2,640. 75						2,584, 331.49	
	40,826 ,159.8 5			13,110 ,000.0 0	- 2,559, 744.57			- 11,294 ,658.0 0			13,861 ,757.2 8	
	27,865 ,932.4 1				3,014, 269.14						30,880 ,201.5 5	
	17,409 ,219.5 4				- 7,099, 162.46						10,310 ,057.0 8	
	177,36 2.68				- 14,506 .57						162,85 6.11	
	581,19 8.32			1,000, 000.00	418,80 1.68							
	1,116, 841.10				252,44 4.75						1,369, 285.85	
	2,941, 969.21				- 1,366, 934.36						1,575, 034.85	

	4,463, 104.10				- 1,312, 685.11						3,150, 418.99	
			13,500 ,000.0 0		- 866,86 1.66						12,633 ,138.3 4	
	157,56 4,192. 17		13,500 ,000.0 0	14,110 ,000.0 0	- 26,854 ,566.0 5			- 11,294 ,658.0 0			118,80 4,968. 12	
	160,51 7,450. 02		15,500 ,000.0 0	14,110 ,000.0 0	- 27,674 ,364.0 6			- 11,294 ,658.0 0			122,93 8,427. 96	

	38,507,511.82	54,818,025.64
	38,507,511.82	54,818,025.64




				16,448,432.00	
				6,791,393.19	
	C	3303		5,732,306.82	
			-2	729,455.16	
B1-250					
	177	813		160,533.00	
၉၃၆၅ ဝ				29,862,120.17	

၉၃၆၅ ဝ

				1,532,547,259.42	
				1,532,547,259.42	

1.	880,123,161.46	1,127,557,286.49	45,197,238.02	517,277,794.55	2,570,155,480.52
2.	84,949,450.69	42,383,022.84	927,179.94	83,098,103.00	211,357,756.47
1	4,791,490.80	44,077,206.35	1,068,729.78	77,319,720.74	127,257,147.67
2	82,664,926.57			7,832,515.97	90,497,442.54
3					
4	-2,506,966.68	-1,694,183.51	-141,549.84	-2,054,133.71	-6,396,833.74
3.	116,322.62	116,451,763.68	3,500,476.66	65,192,151.80	185,260,714.76
1	116,322.62	116,451,763.68	3,500,476.66	65,192,151.80	185,260,714.76
4.	964,956,289.53	1,053,488,545.65	42,623,941.30	535,183,745.75	2,596,252,522.23
1.	116,002,720.37	439,567,184.51			

59476.

2	-355,032.87	-763,197.75	-40,301.98	35,736.51	-1,122,796.09
3.	15,751.58	68,731,833.05	3,053,867.79	50,375,193.43	122,176,645.85
1	15,751.58	68,731,833.05	3,053,867.79	50,375,193.43	122,176,645.85
4.	141,676,083.70	464,424,531.10	33,677,187.04	344,576,657.57	984,354,459.41
1.		9,561,712.47		6,955,330.53	16,517,043.00
2.		73,172,693.37		158,230.13	73,330,923.50
1		73,172,693.37		158,230.13	73,330,923.50
3.		3,541,832.57		6,955,330.53	10,497,163.10
1		3,541,832.57		6,955,330.53	10,497,163.10
4.		79,192,573.27		158,230.13	79,350,803.40
1.	823,280,205.83	509,871,441.28	8,946,754.26	190,448,858.05	1,532,547,259.42
2.	764,120,441.09	678,428,389.51	11,346,447.94	196,418,936.28	1,650,314,214.82

	44,823,327.59	

	37,789,953.67	57,406,044.74
	48,612,880.06	14,815,906.64
	86,402,833.73	72,221,951.38


	13,659,005.35		13,659,005.35		
	1,264,399.73		1,264,399.73		
	15,210,689.84		15,210,689.84		
				12,310,148.40	12,310,148.40
NP				42,682,945.37	42,682,945.37
	7,655,858.75		7,655,858.75	2,412,950.97	2,412,950.97
	37,789,953.67		37,789,953.67	57,406,044.74	57,406,044.74

NP	81,604,415.78	42,682,945.37	38,921,470.41	81,604,415.78			100.00%	100.00%				
	28,220,005.07		15,210,689.84			15,210,689.84	53.90%	53.90%				
	85,000,000.00		1,264,399.73			1,264,399.73	1.49%	1.49%				
	13,883,628.32		13,659,005.35			13,659,005.35	98.38%	98.38%				
	208,708,049.17	42,682,945.37	69,055,565.33	81,604,415.78		30,134,094.92						

	48,612,880.06		48,612,880.06	14,815,906.64	14,815,906.64
	48,612,880.06		48,612,880.06	14,815,906.64	14,815,906.64



1.	122,859,246.13	109,794,434.00		186,880,350.93	184,492,000.00	208,018,210.39	812,044,241.45
2.	28,180,090.00	5,029.52				34,288,238.60	62,473,358.12
1	28,180,090.00					33,625,965.50	61,806,055.50
2							
3							
4		5,029.52				662,273.10	667,302.62
3.						2,607,742.07	2,607,742.07
1						2,607,742.07	2,607,742.07
4.	151,039,336.13	109,799,463.52		186,880,350.93	184,492,000.00	239,698,706.92	871,909,857.50
1.	25,743,227.95	92,282,088.46				155,050,461.01	273,075,777.42
2.	3,385,073.48	6,642,002.48				24,065,896.68	34,092,972.64
1	3,385,073.48	6,636,972.96				23,656,586.96	33,678,633.40
2		5,029.52				409,309.72	414,339.24
3.						1,804,179.87	1,804,179.87
1						1,804,179.87	1,804,179.87
4.	29,128,301.43	98,924,090.94				177,312,177.82	305,364,570.19
1.		10,322,291.22		47,485,927.78	69,334,497.62	9,870,601.38	137,013,318.00
2.				34,287,263.62	33,829,707.92		68,116,971.54
1				34,287,263.62	33,829,707.92		68,116,971.54
3.							

1							
4.		10,322,291.2 2		81,773,191.4 0	103,164,205. 54	9,870,601.38	205,130,289. 54
1.	121,911,034. 70	553,081.36		105,107,159. 53	81,327,794.4 6	52,515,927.7 2	361,414,997. 77
2.	97,116,018.1 8	7,190,054.32		139,394,423. 15	115,157,502. 38	43,097,148.0 0	401,955,146. 03

Na alP i ,I c.	696,949,463.14				696,949,463.14
PLANARSYSTEMS,INC.	559,698,237.43				559,698,237.43
	333,582,831.46				333,582,831.46
	266,491,274.20				266,491,274.20
	211,613,908.06				211,613,908.06
	148,902,054.99				148,902,054.99
	142,172,138.88				142,172,138.88
	127,178,667.33				127,178,667.33
	87,125,906.90				87,125,906.90
	44,411,012.26				44,411,012.26
	34,785,870.94				34,785,870.94
	26,147,949.34				26,147,949.34
	6,619,568.98				6,619,568.98
	312,609.80				312,609.80
	37,107,051.87				37,107,051.87
	2,723,098,545.58				2,723,098,545.58

Na alP i ,I c.		579,672,915.08			579,672,915.08
PLANARSYSTEMS,INC.	559,698,237.43				559,698,237.43
	331,547,590.78	2,035,240.68			333,582,831.46
	266,491,274.20				266,491,274.20
	211,613,908.06				211,613,908.06

	148,902,054.99					148,902,054.99
	142,172,138.88					142,172,138.88
	127,178,667.33					127,178,667.33
	87,125,906.90					87,125,906.90
	44,411,012.26					44,411,012.26
	34,785,870.94					34,785,870.94
		26,147,949.34				26,147,949.34
	6,619,568.98					6,619,568.98
		23,884,791.95				23,884,791.95
	1,960,546,230.75	631,740,897.05				2,592,287,127.80

Na alP i ,I c.      Na alP i ,I c

:e

					0.02%-	
Na alP i	1,112,170,815.07	532,497,899.99	579,672,915.08	5	6%	0%
,I c.					23.89%-	25.83%
					25.83%	25.83%
					17.15%	17.15%
	290,912,321.08	288,760,300.00	2,035,240.68	5	41.11%-	
					9.67%	
					4.23%-	
					7.8- 3	

	1,499,163,803.85	259,863,195.79	1,129,178,190.17	194,510,865.73
	148,685,949.73	28,049,494.22	147,478,877.69	22,121,831.65
	101,681,407.35	34,747,334.29	103,801,314.83	22,122,452.95
	3,168,202.51	792,050.62	8,674,875.03	2,168,718.76
	78,758,924.73	13,999,080.03	79,100,098.48	14,592,131.79
	63,953,098.90	10,524,950.32	92,441,209.20	14,874,611.72
	95,836,209.24	17,124,531.18	119,687,847.65	40,896,986.43
	1,991,247,596.31	365,100,636.45	1,680,362,413.05	311,287,599.03

	121,614,039.20	30,262,639.97	235,695,458.53	58,923,876.35
	57,852,678.02	9,522,352.47	85,541,951.69	13,742,622.48
	83,919.22	12,587.88	96,412.56	14,461.88
	179,550,636.44	39,797,580.32	321,333,822.78	72,680,960.71

	9,746,250.34	355,354,386.11	13,757,084.36	297,530,514.67
	9,746,250.34	30,051,329.98	13,757,084.36	58,923,876.35

		2,831,406.17	2,101,593.92
		823,295,831.12	583,297,698.40
		826,127,237.29	585,399,292.32



	1,142,178,0 47.93	1,024,357,1 21.62			1,550,984,7 41.17	1,477,725,7 01.44		
--	----------------------	----------------------	--	--	----------------------	----------------------	--	--

					59,242,023.41			393,707,515.42
					275,487,142.51			38,820,000.00
					460,487.77			249,657.09
					335,189,653.69			432,777,172.51

					6,670,278.04			9,386,767.61
					829,750,290.77			728,556,169.93
					836,420,568.81			737,942,937.54

					1,948,161,197.64			2,082,551,970.59
					58,636,211.88			28,852,073.73
					2,006,797,409.52			2,111,404,044.32

--	--	--	--	--	--	--	--	--

					94,231,763.33			94,713,499.92

	94,231,763.33	94,713,499.92
--	---------------	---------------

	23,994,270.42	19,652,448.78
	20,908,244.91	25,256,932.33
	49,329,248.00	49,804,118.81
	94,231,763.33	94,713,499.92

	923,217,185.32	885,463,121.57
	923,217,185.32	885,463,121.57

1

--	--	--

--	--	--

	118,850,078.42	1,290,781,016.50	1,303,319,194.08	106,311,900.84
-	4,491,088.20	92,988,990.63	92,719,702.80	4,760,376.03
	798,201.57	19,432,196.41	19,560,676.48	669,721.50
	124,139,368.19	1,403,202,203.54	1,415,599,573.36	111,741,998.37

1	98,808,948.61	1,122,872,336.57	1,121,880,307.08	99,800,978.10
2	0.03	19,272,337.08	19,272,337.11	
3	8,315,871.77	95,624,528.04	98,814,505.60	5,125,894.21

	7,965,212.55	87,991,509.82	91,329,191.27	4,627,531.10
	290,944.48	6,478,327.65	6,316,289.21	452,982.92
	59,714.74	1,154,690.57	1,169,025.12	45,380.19
4	871,733.62	35,998,943.03	36,265,980.82	604,695.83
5	987,302.18	5,482,818.57	6,088,404.60	381,716.15
6	9,866,222.21	11,530,053.21	20,997,658.87	398,616.55
	118,850,078.42	1,290,781,016.50	1,303,319,194.08	106,311,900.84

1	4,394,957.43	86,368,476.51	86,109,791.85	4,653,642.09
2	96,130.77	6,620,514.12	6,609,910.95	106,733.94
	4,491,088.20	92,988,990.63	92,719,702.80	4,760,376.03

	115,199,461.31	143,476,202.49
	10,098,210.88	20,337,436.05
	3,388,806.10	4,429,766.37
	3,242,470.90	3,359,896.94
	2,156,362.72	2,305,043.24
	3,010,021.17	2,338,393.50
	137,095,333.08	176,246,738.59

	87,238,397.59	30,437,499.11
	149,240,442.73	
	31,094,017.96	56,620,332.99
	267,572,858.28	87,057,832.10

--	--	--



	800,000,000.00	1.80%	2019/11/14	6	800,000.00	720,902,592.30		13,327,548.75	19,998,617.51	13,963,973.34	591,386,334.53	148,878,450.69		
					800,000.00	720,902,592.30		13,327,548.75	19,998,617.51	13,963,973.34	591,386,334.53	148,878,450.69		

2019 10 14

[2019]1856

80,000

6

2024 6,372,787

149,244,789

2,785,398

146,459,391

430,842,849.14

14,084,094.39

	61,971,778.60	89,502,906.73
	-10,380,807.18	-13,995,175.68
	51,590,971.42	75,507,731.05

	79,639,560.94	81,677,725.89	
	79,639,560.94	81,677,725.89	

	109,897,066.96	62,419,243.21	46,100,918.19	126,215,391.98
	109,897,066.96	62,419,243.21	46,100,918.19	126,215,391.98

		+ -					
	2,529,396,015.00				146,459,391.00	146,459,391.00	2,675,855,406.00

2019 80,000 6 2024 6,372,787  
149,244,789 2,785,398 146,459,391  
146,459,391.00

	1,714,692,130.26	766,172,077.23	192,046,388.96	2,288,817,818.53
	232,363,673.12	6,939,055.48	144,658,556.72	94,644,171.88
	1,947,055,803.38	773,111,132.71	336,704,945.68	2,383,461,990.41

1 2019 80,000 6 2024 6,372,787  
149,244,789 2,785,398 146,459,391  
430,842,849.14  
2 2021 3,556,600.00  
1,375,717.59 2,180,882.41  
3 3,382,455.48

	9,426,274.15	22,404,147.26	16,106,467.84	15,723,953.57
	9,426,274.15	22,404,147.26	16,106,467.84	15,723,953.57

1 2019 80,000 6 2024 6,372,787  
149,244,789 2,785,398 146,459,391  
14,084,094.39  
2 40 2,022,373.45  
3 488.8 22,404,147.26



	126,523,841.20	101,119,509.80
	2,498,167,816.36	3,521,776,987.33

1		0.00
2	0.00	
3		
4		
5		

	7,124,800,962.99	5,129,840,286.86	7,596,494,256.41	5,246,994,735.47
	24,875,092.04	10,958,037.46	18,505,696.54	6,726,906.11
	7,149,676,055.03	5,140,798,324.32	7,614,999,952.95	5,253,721,641.58

	7,149,676,055.03	/	7,614,999,952.95	/
	24,875,092.04	/	18,505,696.54	/
	0.35%	/	0.24%	/
1	24,875,092.04		18,505,696.54	
2.	0.00	/	0.00	/
3.	0.00	/	0.00	/
4.	0.00	/	0.00	/
5.	0.00	/	0.00	/
6.	0.00	/	0.00	/

	24,875,092.04	/	18,505,696.54	/
1.	0.00	/	0.00	/
2.	0.00	/	0.00	/
3.	0.00	/	0.00	/
4.	0.00	/	0.00	/
5.	0.00	/	0.00	/
6.	0.00	/	0.00	/
	0.00	/	0.00	/
	0.00	/	0.00	/
	7,124,800,962.99	/	7,596,494,256.41	/

	1		2		3		4					
LED	6,254, 286,17 8.06	5,281, 521,33 4.51						- 2,974, 869,80 7.86	- 2,872, 232,17 9.10	3,279, 416,37 0.20	2,409, 289,15 5.41	
			709,50 9,178. 55	584,09 8,630. 55				- 45,850 ,579.9 2	- 47,088 ,265.7 4	663,65 8,598. 63	537,01 0,364. 81	
					387,69 7,734. 37	277,30 6,257. 44		- 11,683 ,579.6 2	- 10,674 ,098.1 3	376,01 4,154. 75	266,63 2,159. 31	
							3,420, 943,53 6.14	2,657, 082,25 6.55	- 590,35 6,604. 69	- 729,21 5,611. 76	2,830, 586,93 1.45	1,927, 866,64 4.79
	6,254, 286,17 8.06	5,281, 521,33 4.51	709,50 9,178. 55	584,09 8,630. 55	387,69 7,734. 37	277,30 6,257. 44	3,420, 943,53 6.14	2,657, 082,25 6.55	- 3,622, 760,57 2.09	- 3,659, 210,15 4.73	7,149, 676,05 5.03	5,140, 798,32 4.32

6,254,	5,281,	709,50	584,09	387,69	277,30	-	-	4,319,	3,212,
286,17	521,33	9,178.	8,630.	7,734.	6,257.	3,032,	2,929,	089,12	931,67
8.06	4.51	55	55	37	44	403,96	994,54	3.58	9.53
						7.40	2.97		
						-	-		
						3,420,	2,657,	2,830,	1,927,
						943,53	082,25	586,93	866,64
						6.14	6.55	1.45	4.79
						6,604.	5,611.		
						69	76		



---

	57,011.68	4,650.00
	4,745,458.67	5,069,209.08
	3,615,739.68	3,207,414.10
	40,843,677.33	36,858,319.67

	4,207,232.86	2,903,686.24
	2,168,942.32	2,627,726.78
	403,637,527.40	425,707,139.15

	55,427,363.73	78,922,124.30
	6,371,393.20	5,369,129.66
	43,877,938.67	55,436,404.13
	-8,674,543.97	-16,115,202.49
	4,208,923.64	7,195,467.45
	7,083,804.73	14,565,985.13

	46,999,946.56	67,015,607.43
	11,721,919.66	14,150,765.82
	871,795.59	850,791.53
	508,134.50	1,485,975.88
	60,101,796.31	83,503,140.66

	503,855.00	-339,082.43

	-14,210,532.77	28,969,559.90
--	----------------	---------------

	-6,333,743.64	-6,544,983.54
	-167,721,718.92	-192,363,673.43
	782,354.60	559,645.77
	912,048.18	-1,413,665.76
		12,898.98
	-172,361,059.78	-199,749,777.98

	-235,665,696.41	-74,403,634.55
	-8,416,767.06	-1,424,270.04
	-73,330,923.50	-11,906,328.63
	-74,554,935.65	-50,569,235.26
	-655,134,706.88	0.00
	-27,122,609.52	8,423,152.48
	-181,945.15	522,338.82
	-1,074,407,584.17	-129,357,977.18

	5,461,403.83	1,483,658.00
	-493,626.43	2,462,587.26
	4,812,320.02	3,946,245.26

	682,002.59	1,881,135.25	682,002.59
	9,169,532.02	1,477,762.55	9,169,532.02
	2,430,429.29	1,694,538.06	2,430,429.29
	12,281,963.90	5,053,435.86	12,281,963.90

	6,645,000.00	799,936.12	6,645,000.00
	5,964,491.36	2,956,180.91	5,964,491.36
	6,624,810.41	339,722.95	6,624,810.41
	1,861,603.82	1,850,622.33	1,861,603.82
	21,095,905.59	5,946,462.31	21,095,905.59

	32,848,400.43	82,754,623.24
	-86,904,465.75	-32,914,412.74
	-54,056,065.32	49,840,210.50

	-962,657,430.40
/	-144,398,614.56
	-75,905,615.69
	4,102,574.51
	-61,939,102.38
	163,052,198.11
	-2,535,489.17
	96,902,293.52
	-33,428,268.12
	-54,056,065.32

	25,571,695.31	41,833,731.54
	328,088,440.15	210,887,163.63
	60,839,416.16	72,781,829.22
	58,024,682.77	59,636,339.03
	472,524,234.39	385,139,063.42

	90,570,638.32	75,046,405.92
	513,735,872.37	538,648,179.74
	469,058,913.29	552,386,512.76
	22,821,804.08	20,849,036.77
	1,096,187,228.06	1,186,930,135.19

		124,818,405.66
		124,818,405.66

--	--	--

--	--	--

--	--	--

	2,308,396.99	2,121,413.41
	14,777,896.79	
	17,086,293.78	2,121,413.41

	2,560,346.05	2,164,592.21
	7,051,002.71	
	23,277,855.65	
	69,860,282.79	66,421,812.75

1		
	-908,601,365.08	282,118,535.64
	1,246,768,643.95	329,107,755.16
	207,019,900.46	205,487,127.67
	56,780,788.04	66,558,210.62
	34,092,972.64	27,215,555.85
	18,810,955.19	53,278,571.21
	-4,967,777.40	-3,946,245.26
	5,964,491.36	2,956,180.91
	15,871,029.70	-6,921,102.11
	46,752,819.76	62,806,921.82
	14,210,532.77	28,969,559.90
	-57,823,871.44	-8,922,848.25
	-28,872,546.37	-30,280,377.07
	134,137,953.83	190,374,548.16
	-70,824,500.07	-700,894,217.69
	-41,656,814.17	396,138,711.58
	667,663,213.17	894,046,888.14
2		
3		
	2,302,276,060.75	1,782,907,650.16
	1,782,907,650.16	1,874,752,107.32
	519,368,410.59	-91,844,457.16


	2,302,276,060.75	1,782,907,650.16
	268,598.43	389,221.26
	2,249,071,514.40	1,767,777,228.15
	52,935,947.92	14,741,200.75
	2,302,276,060.75	1,782,907,650.16

	273,423,378.72	337,945,538.08	
	40,149,631.29	52,157,184.00	
	23,565,601.02	23,276,795.21	
	433,731.59	18,186,173.22	
	10,791.51		
	337,583,134.13	431,565,690.51	

			1,238,135,403.61
	154,233,102.91	7.1884	1,108,689,236.96
	7,583,272.07	7.5257	57,069,430.62
	35,111,509.30	0.9260	32,513,257.61
	805,433,757.00	0.0462	37,211,039.57
	45,453.15	1.1821	53,730.17
	256,242.35	9.0765	2,325,783.69
	450,293.00	0.2229	100,370.31
	409.56	5.3214	2,179.43
	34,502,886.00	0.0049	170,375.25
			685,049,050.33
	87,205,452.50	7.1884	626,867,674.75
	5,122,167.77	7.5257	38,547,897.99
	4,769,730.96	0.9260	4,416,770.87
	183,359,363.00	0.0462	8,471,202.57
	5,706,373.53	1.1821	



	76,590.00	7.5257	576,393.36
			10,086,616.74
	766,225.03	7.1884	5,507,932.01
	264,296.68	7.5257	1,989,017.52
	1,178,060.69	0.9260	1,090,884.20
	28,678,050.00	0.0462	1,324,925.91
	35,208,000.00	0.0049	173,857.10
			65,665,423.42
	9,134,915.06	7.1884	65,665,423.42
			147,198,785.52
	20,477,266.92	7.1884	147,198,785.52
			164,301,475.04
	16,176,082.44	7.1884	116,280,151.01
	5,284,399.06	7.5257	39,768,802.01
	6,201,228.10	0.9260	5,742,337.22
	20,451,839.00	0.0462	944,874.96
	1,324,177.18	1.1821	1,565,309.84
			14,517,063.02
	1,707,441.13	7.1884	12,273,769.82
	5,811.54	7.5257	43,735.91
	2,346,144.53	0.9260	2,172,529.83
	585,010.00	0.0462	27,027.46
			2,300,154.95
	305,640.00	7.5257	2,300,154.95

Pla a S e I c.

Na alP i I c. VR

Le a d E eS.O.R

	6,371,393.20	5,369,129.66
	9,806,210.03	9,809,436.69
	80,254,865.42	73,097,695.24

	16,155,000.92	
	16,155,000.92	

	235,711,417.32	235,247,469.11
	24,822,577.65	23,095,579.49
	98,347,368.66	115,959,972.84
	4,952,397.24	5,322,320.87
	6,799,999.48	5,964,898.64
	16,233,974.07	25,561,150.90
	10,393,617.80	9,024,334.28
	4,207,232.86	2,903,686.24
	2,168,942.32	2,627,726.78
	403,637,527.40	425,707,139.15
	403,637,527.40	425,707,139.15



	0.00	51.00 %		2024 01 17		404,48 - 3.95	0.00%	0.00	0.00	0.00		



	834,743,819.00	CNY			LED	100.00%	0.00%	

	132,000,000.00	CNY				0.00%	100.00%	
	405,088,890.00	CNY			LED	0.00%	74.31%	
	15,000,000.00	CNY			LED		49.54%	
) (	50,000,000.00	CNY			LED		60.00%	
	300,000,000.00	CNY			LED	100.00%		
( )	117,000,000.00	CNY			LED		100.00%	
	120,000,000.00	CNY			LED		100.00%	
( )	100,000,000.00	CNY			LED		100.00%	
	1,000,000.00	CNY					95.00%	
	1,880,000.00	CNY					95.00%	
( )	100,500,000.00	CNY			LED		100.00%	
	100,000,000.00	CNY				99.00%	1.00%	
	10,000,000.00	CNY					60.00%	
	27,150,000.00	HKD					100.00%	
	1,000,000.00	CNY					100.00%	
	20,000,000.00	CNY					51.00%	
	1,000,000.00	CNY					100.00%	
( )	120,000,000.00	CNY			LED	100.00%		
	10,000,000.00	CNY			LED		100.00%	
	126,000,000.00	CNY				100.00%		
	10,000,000.00	CNY					55.00%	

	20,000,000.00	CNY			LED		100.00%	
	60,000,000.00	CNY			VR	100.00%		
	70,000,000.00	CNY				100.00%		
	250,000,000.00	CNY				100.00%		
	50,000,000.00	CNY					100.00%	
	3,000,000.00	CNY			LED		100.00%	
	5,000,000.00	CNY			LED		100.00%	
	100,000,000.00	CNY			LED		100.00%	
	316,000,000.00	CNY			LED	100.00%		
	100,000,000.00	CNY			LED	85.00%		
	10,000,000.00	CNY				60.00%		
	1,000,000.00	CNY			LED	100.00%		
	9,000,000.00	CNY			LED	100.00%		
	20,000,000.00	CNY			LED	55.55%		
	400,000,000.00	CNY			LED		56.67%	
	5,000,000.00	CNY			LED		100.00%	
	100,000,000.00	CNY			LED	100.00%		
	75,000,000.00	HKD			LED	100.00%		
	6,000,000.00	USD			LED		100.00%	
Pla a S e ,I c.	0.00	USD			LED		100.00%	
Pla a SAS	150,000.00	EUR					100.00%	
Pla a Tai a LLC	0.00	TED					100.00%	
Na al P i ,I c.	0.00	USD			VR		100.00%	
	500,000.00	EUR			LED		100.00%	
Pla a EMEA,S A	200,000.00	EUR					100.00%	

Le a d Ge a G BH	25,000.00	EUR			LED		100.00%	
	25,000,000.00	HKD			LED		100.00%	
LEYARD&PLANAR SINGAPORE PRIVATE LIMITED	3,000,000.00	SGD			LED		100.00%	
	3,744,700.00	BRL			LED		100.00%	
	28,000,000.00	JPU			LED		100.00%	

	25.69%	6,577,581.97		109,082,979.80
	43.33%	-20,658,722.63		118,032,304.73

	750,04 0,060. 99	157,74 0,444. 25	907,78 0,505. 24	506,72 0,734. 75	13,327 ,178.8 4	520,04 7,913. 59	469,89 1,369. 17	157,27 6,949. 21	627,16 8,318. 38	245,71 8,106. 07	17,926 ,992.9 1	263,64 5,098. 98
	285,07 4,557. 58	210,25 8,282. 95	495,33 2,840. 53	205,27 5,001. 85	17,675 ,387.4 7	222,95 0,389. 32	265,89 8,119. 17	236,60 0,454. 31	502,49 8,573. 48	131,85 6,538. 27	50,585 ,572.0 2	182,44 2,110. 29

	707,391,04 7.19	24,209,372. 25	24,209,372. 25	26,819,119. 52	473,803,33 7.34	24,813,866. 96	24,813,866. 96	162,777,76 9.15
	332,483,22 6.84	- 47,674,011. 98	- 47,674,011. 98	2,727,284.9 8	225,691,82 5.41	- 14,459,042. 63	- 14,459,042. 63	- 50,652,298. 10

			LED	30.00%		
					30.00%	
					49.00%	

20%

20%

	/			/
	46,320,370.55	46,653,445.91	106,253,384.69	
	5,927,065.13	37,194.69	138,029,229.65	
	52,247,435.68	46,690,640.60	244,282,614.34	
	25,932,901.65	484,783.00	89,909,187.82	
			90,542,081.40	
	25,932,901.65	484,783.00	180,451,269.22	
	26,314,534.03	46,205,857.60	63,831,345.12	

--				
--				
--				
	31,118,262.18	13,861,757.28	30,880,201.55	
	46,612,038.86	20,462,394.47	44,686,251.17	
	586,833.10	-8,532,481.89	5,664,927.65	
	50,783.74			
	637,616.84	-8,532,481.89	5,664,927.65	
		11,294,658.00		

	/	/
	4,133,459.84	2,953,257.85
--	-819,798.01	-46,742.15
	42,944,747.11	57,929,887.66
--	-24,573,844.91	-13,145,096.44

	24,797,956.17	24,296,800.92
	22,201,990.39	44,468,806.51



1	1-5	5		
339,398,112.92			339,398,112.92	335,189,653.69
836,420,568.81			836,420,568.81	836,420,568.81
2,006,797,409.52			2,006,797,409.52	2,006,797,409.52
94,231,763.33			94,231,763.33	94,231,763.33
	195,574,579.36		195,574,579.36	178,904,561.90
	61,971,778.60		61,971,778.60	51,590,971.42
290,667,763.81			290,667,763.81	267,572,858.28
3,567,515,618.39	257,546,357.96		3,825,062,015	

ገቢዎች

ገቢዎች







/

		10,134,535.00		8,272,784.60
		773,270.09		722,090.26
		2,340,257.17		6,734,602.66
		5,086,595.18		3,923,505.04
		4,213,246.00		9,081,566.05
		378,059.46		
		192,831.86		
		473,616.81		

/

		13,712,715.46	1,659,329.85
		2,562,957.84	2,613,288.05
		367,722.42	1,983,980.38
		50,216.23	776,810.88
		722,123.89	
		7,911.50	450,568.87
		243,405.40	14,038,891.99
			563,290.89
			14,150.94
			4,182,518.65
			5,312,311.71
			1,812,038.04
			378,975.66
			816,159.28
			-1,429,811.32

		10,214.03	95,872.19
		296,430.63	563,290.89
		524,745.00	450,568.87


	260,000,000.00	2018	12	20	2033	04	06
	29,400,000.00	2019	09	25	2028	09	30

--	--	--	--	--

		11,447,250.23	179,995.17	3,515,201.15	90,474.00
		2,973,356.00	21,314.58	1,640,797.00	9,516.63
		128,414.16	744.80	143,414.16	4,617.94

		21,021,482.81	20,150,320.24	20,471,932.81	8,987,903.02
				2,993,630.60	17,363.06
		42,171,761.38	29,520,232.97	42,171,761.38	24,511,375.76
		150,000.00	122,250.00	150,000.00	77,460.00
		254,043.00	28,842.35	877,656.00	28,260.52
		13,352,219.55	10,882,058.93	13,352,219.55	8,961,081.52
				260,000.00	8,372.00
				277,222.00	1,607.89
		9,137,910.12	308,323.46	13,137,910.12	373,600.60
				1,150.44	6.67
		2,676.85	1.07		
		43,532.40	5,039.41		
		12,000.00	4.80	2,396.44	255.94
				725,515.94	290.21
		420,014.50	168.01	593,481.30	237.39
		221,465.28	88.59	221,465.28	88.59
		1,298,124.32	1,298,124.32	1,298,124.32	1,298,124.32
				44,604.00	258.70
		65,000.00	377.00		
		23,850.00	138.33		
		468,182.79	1,717.62		
		13,448,891.56	78,003.57	13,448,891.56	78,003.57


		323,332.44	378,716.20
		1,519,876.75	3,008,676.00
		54,470.37	145,413.76
		66,885.90	93,434.57
		427,207.19	427,207.19
		5,656,471.98	1,320,754.72
			955,662.73
		2,288,900.78	364,817.15
			26,548.67
		7,911.50	
			3,451.33

					400,000.00	1,304,000.00		
					400,000.00	1,304,000.00		

	BS
	40,355,623.29
	3,556,600.00

	3,556,600.00	
	3,556,600.00	

2024 12 31 , 2,259.11 6,062.28

1 17

2 2015

,

30

2024 11 4

2024 4 30

8330

2025 4 11

10	1
10	1
	2024
	10
	1.0
	2025 3 31
	2,708,867,222
2,711,977,222	3,110,000.00
270,886,722.20	

4

	1	2	3	4		
	5,655,079,328.95	666,677,399.70	422,289,421.15	2,839,141,121.53	-	7,149,676,055.03
	4,689,962,012.04	541,197,229.16	315,826,066.80	2,074,154,536.93	-	5,140,798,324.32
	70,243,139.54	-105,929,626.35	-52,145,546.65	-658,854,232.95	-215,971,163.99	-962,657,430.40
	79,654,255.41	-92,624,713.14	-43,050,168.45	-628,992,129.49	-223,588,609.41	-908,601,365.08
	15,523,902,256.21	2,945,267,107.97	1,078,859,051.68	3,801,312,011.56	-	13,712,893,523.87
	6,377,954,895.09	1,036,799,708.80	452,510,943.49	1,296,180,443.84	-	5,564,339,374.61
					9,636,446,903.55	
					3,599,106,616.61	

1	1	371,584,466.46	568,971,013.31
1	2	209,438,261.93	139,861,878.22
2	3	65,291,574.79	90,233,975.11
3		140,119,427.03	112,087,457.05
3	4	57,665,580.10	19,431,927.18
4	5	15,940,175.64	34,417,987.12
5		66,513,671.29	58,237,542.75
		786,433,730.21	911,154,323.69

	28,163,162.62	3.58%	28,163,162.62	100.00%		11,282,591.10	1.24%	11,282,591.10	100.00%		
	28,163,162.62	3.58%	28,163,162.62	100.00%		11,282,591.10	1.24%	11,282,591.10	100.00%		
	758,270,567.59	96.42%	124,574,337.53	16.43%	633,696,230.06	899,871,732.59	98.76%	125,876,770.02	13.99%	773,994,962.57	
	758,270,567.59	96.42%	124,574,337.53	16.43%	633,696,230.06	899,871,732.59	98.76%	125,876,770.02	13.99%	773,994,962.57	
	786,433,730.21	100.00%	152,737,500.15	19.42%	633,696,230.06	911,154,323.69	100.00%	137,159,361.12	15.05%	773,994,962.57	

28,163,162.62


124,574,337.53

	758,270,567.59	124,574,337.53	16.43%
	758,270,567.59	124,574,337.53	

☑

	11,282,591.10	11,701,133.62		1,597,589.60	21,386,135.12
	125,876,770.02	25,967,781.09		20,493,186.08	131,351,365.03
	137,159,361.12	37,668,914.71		22,090,775.68	152,737,500.15

--	--	--	--	--

--	--

--	--	--	--	--

	37,967,427.42	526,362.85	38,493,790.27	4.74%	8,212,640.20
	20,822,750.01		20,822,750.01	2.66%	2,702,792.95
	17,794,384.29		17,794,384.29	2.27%	103,207.43
	14,127,785.13		14,127,785.13	1.81%	592,268.28
	13,097,522.03		13,097,522.03	1.67%	1,713,653.59
	103,809,868.88	526,362.85	104,336,231.73	13.15%	13,324,562.45

	356,506,412.89	358,181,460.32
	356,506,412.89	358,181,460.32

	342,990,005.75	339,500,792.62
	20,222,987.59	20,651,136.78
	4,100,876.15	8,285,621.75
	367,313,869.49	368,437,551.15

1	1	354,826,902.13	358,578,401.85
1	2	4,018,387.60	1,802,887.48
2	3	1,800,530.98	3,343,733.69
3		6,668,048.78	4,712,528.13
3	4	3,081,366.09	2,283,968.59
4	5	2,211,782.59	1,359,866.54
5		1,374,900.10	1,068,693.00
		367,313,869.49	368,437,551.15

	367,313,869.49	100.00%	10,807,456.60	2.94%	356,506,412.89	368,437,551.15	100.00%	10,256,090.83	2.78%	358,181,460.32
	367,313,869.49	100.00%	10,807,456.60	2.94%	356,506,412.89	368,437,551.15	100.00%	10,256,090.83	2.78%	358,181,460.32
	367,313,869.49	100.00%	10,807,456.60	2.94%	356,506,412.89	368,437,551.15	100.00%	10,256,090.83	2.78%	358,181,460.32

	367,313,869.49	10,807,456.60	2.94%
	367,313,869.49	10,807,456.60	

	12	( )	( )	
2024 1 1	5,543,562.70		4,712,528.13	10,256,090.83
2024 1 1				
	3,459,692.21		3,009,180.09	6,468,872.30
	4,863,847.09		1,053,659.44	5,917,506.53
2024 12 31	4,139,407.82		6,668,048.78	10,807,456.60

	10,256,090.83	6,468,872.30		5,917,506.53	10,807,456.60
	10,256,090.83	6,468,872.30		5,917,506.53	10,807,456.60

--	--	--	--	--

--	--

--	--	--	--	--	--

		180,410,000.00		49.12%	72,164.00
		139,350,000.00		37.94%	55,740.00
		12,266,300.24		3.34%	4,906.52
		10,117,400.00		2.75%	4,046.96
		4,044,620.00		1.10%	1,617.85
		346,188,320.24		94.25%	138,475.33

	5,995,223,985.71	3,530,775.37	5,991,693,210.34	5,819,391,544.62		5,819,391,544.62
	31,118,262.18		31,118,262.18	30,942,212.25		30,942,212.25
	6,026,342,247.89	3,530,775.37	6,022,811,472.52	5,850,333,756.87		5,850,333,756.87

	734,743,81 9.23						734,743,81 9.23	
	316,000,00 0.00						316,000,00 0.00	
	1,234,907,1 28.59						1,234,907,1 28.59	
	1,777,164,3 64.82		145,357,17 0.00				1,922,521,5 34.82	
	239,469,50 0.00						239,469,50 0.00	

	680,150,00 0.00						680,150,00 0.00	
	256,631,17 7.50						256,631,17 7.50	
	169,866,84 0.00						169,866,84 0.00	
	113,924,26 1.57		26,000,000. 00				139,924,26 1.57	
	25,500,000. 00						25,500,000. 00	
	6,000,000.0 0						6,000,000.0 0	
	60,000,000. 00						60,000,000. 00	
	11,110,000. 00			7,524,728.9 1	3,530,775.3 7		54,495.72	3,530,775.3 7
	193,924,45 2.91						193,924,45 2.91	
			2,000,000.0 0				2,000,000.0 0	
			10,000,000. 00				10,000,000. 00	
	5,819,391,5 44.62		183,357,17 0.00	7,524,728.9 1	3,530,775.3 7		5,991,693,2 10.34	3,530,775.3 7


	30,942,212.25				176,049.93						31,118,262.18	
	30,942,212.25				176,049.93						31,118,262.18	
	30,942,212.25				176,049.93						31,118,262.18	

	1,420,091,684.09	1,136,013,696.65	1,814,900,984.65	1,433,217,224.11
	7,791,519.81		7,226,465.00	
	1,427,883,203.90	1,136,013,696.65	1,822,127,449.65	1,433,217,224.11

		1	2	



	-996,713.96	
	46,999,946.56	
	1,900,758.52	
	14,176,196.99	
	-3,952,683.25	
	-2,849,450.33	
	871,795.59	
	8,422,477.52	
	1,276,534.69	
	46,450,837.91	--

1

		/	/
	-11.27%	-0.35	-0.32
	-11.86%	-0.37	-0.34



	15,325,300.00	-	100.00%	
	249,046,194.69	528,482,651.84	-52.88%	6 9
	38,026,616.57	12,677,574.46	199.95%	6 9
	174,108,070.31	36,366,528.80	378.76%	
	140,911,069.87	291,599,525.83	-51.68%	
	65,665,423.42	204,344,391.40	100.00%	
	137,481,761.42	104,972,951.59	30.97%	
	80,289,742.62	125,917,283.25	-36.24%	
	130,811,417.78	762,552,314.83	-82.85%	
	267,572,858.28	87,057,832.10	207.35%	
	385,670,788.00	705,013,438.11	-45.30%	6 9
	178,904,561.90	103,621,344.98	72.65%	
	-	720,902,592.30	-100.00%	
	51,590,971.42	75,507,731.05	-31.67%	
	30,051,329.98	58,923,876.35	-49.00%	
	15,723,953.57	9,426,274.15	66.81%	
	193,111,557.02	115,197,668.38	67.63%	

	7,083,804.73	14,565,985.13	-51.37%	
	-14,210,532.77	28,969,559.90	-149.05%	
	-28,029,637.74	-13,410,530.26	-109.01%	
	-15,871,029.70	6,921,102.11	-329.31%	

	-1,074,407,584.17	-129,357,977.18	730.57%	
	12,281,963.90	5,053,435.86	143.04%	
	21,095,905.59	5,946,462.31	254.76%	
	-54,056,065.32	49,840,210.50	-208.46%	

	616,917,519.98	1,018,563,142.84	-39.43%	
	14,624,290.27	5,050,479.41	189.56%	
	10,771,099.80	5,870,144.85	83.49%	
	-	124,818,405.66	-100.00%	
	642,312,910.05	1,154,302,172.76	-44.35%	
	503,499,294.65	1,383,606,897.18	-63.61%	
	720,977,237.48	1,605,000,875.13	-55.08%	
	-78,664,327.43	-450,698,702.37	82.55%	
	3,052,570.68	46,633,300.00	-93.45%	
	17,086,293.78	2,121,413.41	705.42%	
	456,441,929.90	1,130,264,975.23	-59.62%	
	102,749,487.20	70,464,512.95	45.82%	
	713,845,184.29	1,346,486,553.41	-46.98%	
	-71,000,381.40	-547,781,107.67	87.04%	
	1,369,906.25	12,588,464.74	-89.12%	
	519,368,410.59	-91,844,457.16	665.49%	